



BS LIGHT

**CATÁLOGO ILUMINACIÓN
LIGHTING CATALOGUE**

Tenemos un compromiso global con el ahorro energético

Desde un inicio todos nuestros productos se diseñan y producen con el fin de poder ofrecer una mejora en el aspecto del ahorro energético y sostenibilidad del medio ambiente. Nuestro compromiso con el medio ambiente va más allá y todos los procesos internos de nuestra empresa están orientados a este objetivo.

BSV fue creada en 1984 con el fin de ofrecer soluciones electrónicas a todas las empresas fabricantes de la zona. Rápidamente nuestra empresa fue ocupando un lugar en la fabricación de equipos electrónicos para diferentes sectores. La experiencia en el canal industrial llevó a BSV a especializarse en

el diseño y fabricación de sus propios productos, siempre enfocados al sector de la piscina e iluminación.

En la actualidad, BSV cree firmemente en la fabricación local, dando un valor muy importante a la marca MADE IN BARCELONA y MADE IN SPAIN, que reflejan y transmiten fielmente nuestra experiencia y saber hacer.

En este catálogo hemos usado diferentes papeles FSC, reciclados y libres de cloro. Se ha impreso en CMYK para poder presentar nuestros productos fielmente y reduciendo sensiblemente la cantidad de tinta utilizada.




We have a global commitment with energetic savings

All our products are designed and produced with the goal to save energy and improve our relationship with the environment. Our commitment with the environment goes beyond and all our process are oriented to reach this target.

BSV was established in 1984 to provide electronic solutions to the manufacturers in the area. Quickly our company was occupying a place in the design and production of electronic equipment for different sectors. The experience in the industrial field led to BSV to specialize in the design and production of its own products, always focused on the swimming pool and lighting sector.

Currently, BSV strongly believes in local manufacturing, giving a very important value to the brand MADE IN BARCELONA and MADE IN SPAIN, that reflect and faithfully transmit our experience and know-how.

In this catalogue, we have used different FSC papers, recycled and chlorine-free. It has printed in CMYK to be able to present our products faithfully and noticeably reducing the amount of ink used.



ÍNDICE GENERAL / GENERAL INDEX

TIRAS Y MÓDULOS / STRIPS AND MODULES

| | |
|--|-------|
| Tiras led baja potencia / Led strip low power | 10-14 |
| Tiras led media potencia / Led strip medium power | 15-20 |
| Tiras led alta potencia / Led strip high power | 21-22 |
| Tiras led RGBW / Led strip RGBW | 23 |
| Tiras led para alimentos / Led strip for food | 24 |
| Tiras led a 230VAC / Led strip 230VAC | 25 |
| Tiras led BS-NEON / Led strip BS-NEON | 26-27 |
| Tiras led SPI / Led strip SPI | 28-30 |
| Accesorios / Accessories | 31 |
| Módulos / Modules | 32-33 |

PERFILES Y ACCESORIOS / PROFILES AND ACCESSORIES

| | |
|--|-------|
| Perfiles superficie pequeños / Profile mini Surface | 38-41 |
| Perfiles empotrar pequeños / Profile mini recessed | 39-41 |
| Perfiles superficie medianos / Profile medium Surface | 43-51 |
| Perfiles empotrar medianos / Profile medium recessed | 42-44 |
| Perfiles esquinera / Corner profile | 45-47 |
| Perfiles superficie grandes / Profile big Surface | 52-53 |
| Perfiles empotrar grandes / Profile big recessed | 52-57 |
| Perfiles transitables / Passable profile | 55 |
| Perfiles especiales / Special profiles | 50-58 |
| Perfiles obra / Construction profiles | 59-61 |
| Accesorios / Accessories | 62-63 |

FUENTES Y CONTROLADORES / DRIVERS AND CONTROLLERS

| | |
|--|-------|
| Fuentes de alimentación / Power Supplies | 68-70 |
| Controladores RGB y RGBW / RGB and RGBW Controller | 70-73 |
| Controladores monocolor, RGB y RGBW multizona / Single-Color, RGB and RGBW multizone Controller | 71-76 |
| Controladores panel táctil / Touch panel controller | 72-76 |
| Controlador WIFI / WIFI Controller | 74 |
| Controladores monocolor / Single-color controller | 74 |
| Controles temperatura color / Temperature color controller | 77 |
| Aplificadores RGB y RGBW / RGB and RGBW Amplificator | 78 |
| Regulador Triac / Triac Dimmer | 79-81 |
| Regulador PUSH / PUSH Dimmer | 79-81 |
| Regulador 0-10V / 0-10V Dimmer | 80-81 |
| Regulador DALI / DALI Dimmer | 80-81 |
| Regulador KNX / KNX Dimmer | 81 |
| Control y decodificación DMX / DMX Control and decoder | 82-85 |
| Control Casambi / Casambi control | 86-87 |
| Control SPI / SPI control | 83-91 |



ILUMINACIÓN EXTERIOR / OUTDOOR LIGHTING

| | |
|--|---------|
| Empotrable de suelo / Recessed inground | 96-97 |
| Empotrable transitable / Recessed passable | 98 |
| Empotrable orientable / Recessed adjustable | 99 |
| Proyectores y piquetas jardín / Garden spotlight and Spikes | 100 |
| Proyectores de alta potencia / Spotlight high power | 101-103 |
| Apliques / Wall lamp recessed | 103-105 |
| Piscina INOX / Swimming pool INOX | 106-108 |
| Piscina ABS / Swimming pool ABS | 108-111 |
| Iluminación fuentes / Lighting supply | 112-113 |
| Arcos de luz / Archs of light | 114-115 |

ILUMINACIÓN INDUSTRIAL / INDUSTRIAL LIGHTING

| | |
|---|-----|
| Campanas industriales hasta 150W / Led High bay light until 150W | 120 |
| Campanas industriales hasta 250W / Led High bay light until 250W | 120 |
| Proyectores hasta 50W / Spotlight until 50W | 121 |
| Proyectores hasta 200W / Spotlight until 200W | 121 |
| Pantallas estancas / Waterproof light | 122 |

TIRAS Y MÓDULOS / STRIPS AND MODULES

pg. 7



| Página Page | Referencia Reference | Consumo Consume | Alimentación Power Supply | Flujo lum. (6000K) Lum. Flow (6000K) | LEDs LEDs |
|----------------|-------------------------|--------------------|------------------------------|---|--------------|
| 10 | TF5XX | 4,8 W/m | 12 VDC | 390 lm/m | 60 leds/m |
| 12 | TF5XX90 | 4,8 W/m | 12 VDC | 390 lm/m | 60 leds/m |
| 13 | TF5XX-3D | 6,4 W/m | 12 VDC | 596 lm/m | 60 leds/m |
| 13 | TF5XX-AP | 7,2 W/m | 12 VDC | 585 lm/m | 30 leds/m |
| 15 | TF5XX-600 | 9,6 W/m | 24 VDC | 780 lm/m | 120 leds/m |
| 16 | TF5XX-MP | 12 W/m | 24 VDC | 1726 lm/m | 128 leds/m |
| 17 | TF5XX-RA95 | 12 W/m | 24 VDC | 850 lm/m | 120 leds/m |
| 18 | TF50XX-RA90 | 12 W/m | 24 VDC | 990 lm/m | 60 leds/m |
| 19 | TF5XX-AP-300 | 14,4 W/m | 24 VDC | 1610 lm/m | 60 leds/m |
| 21 | TF5XX-SHP | 20,16 W/m | 24 VDC | 2885 lm/m | 224 leds/m |
| 22 | TF2.5XX-HP95-33 | 28,4 W/m | 24 VDC | 2190 lm/m | 182 leds/m |
| 22 | TF3XX-SSHP | 42 W/m | 24 VDC | 6090 lm/m | 240 leds/m |
| 23 | TFRGBW-300 | 18 W/m | 24 VDC | 500 lm/m | 60 leds/m |
| 23 | TF5RGBWW-300 | 18 W/m | 24 VDC | 480 lm/m | 60 leds/m |
| 24 | TF5-PES | 12,8 W/m | 24 VDC | 922 lm/m | 120 leds/m |
| 24 | TF5-CAR | 12,8 W/m | 24 VDC | 740 lm/m | 120 leds/m |
| 24 | TF5-PAN | 12,8 W/m | 24 VDC | 832 lm/m | 120 leds/m |
| 24 | TF5-FV | 12,8 W/m | 24 VDC | 910 lm/m | 120 leds/m |
| 25 | TF50XX-220V | 14,4 W/m | 220 VAC | 720 lm/m | 60 leds/m |
| 26 | BS-NEON-T1-XX | 12 W/m | 24 VDC | 380 lm/m | 60 leds/m |
| 27 | BS-NEON-T2-XX | 12 W/m | 24 VDC | 400 lm/m | 60 leds/m |
| 28 | TFSMART/30-20 | 9 W/m | 5 VDC | - | 30 leds/m |
| 28 | TFSMART/60-20 | 18 W/m | 5 VDC | - | 60 leds/m |
| 29 | TFSMART/72-20 | 21,6 W/m | 5 VDC | - | 72 leds/m |
| 29 | TFSMART/96-20 | 28,8 W/m | 5 VDC | - | 96 leds/m |
| 30 | TFSMART/144-20 | 43,2 W/m | 5 VDC | - | 144 leds/m |
| 32 | M2XX | 0,48 W/m | 12 VDC | 66.7 lm/W | 2Uds |
| 32 | M4XX | 0,96 W/m | 12 VDC | 66.7 lm/W | 4Uds |
| 33 | M3RGB | 0,72 W/m | 12 VDC | - | 3Uds |
| 33 | M1BF | 1,2 W/m | 12 VDC | 115 lm/W | 1Uds |
| 31 | CTFXXXX/Accesorios | | | | |

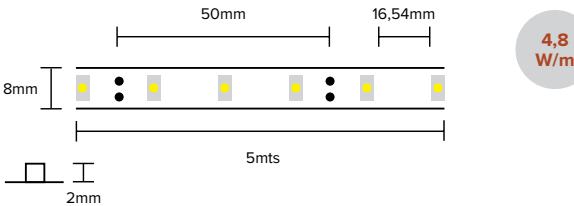
| Corte Cut | Color Color | CRI CRI | Grado de protección Degree of protection |
|--------------|----------------|------------|---|
| 50 mm | | >80 | IP33 - IP66 - IP68 |
| 50 mm | | >80 | IP33 - IP66 |
| 50 mm | | >80 | IP33 |
| 100 mm | | >80 | IP33 - IP66 |
| 50 mm | | >80 | IP33 - IP66 |
| 62,5 mm | | >80 | IP33 - IP66 |
| 100 mm | | >95 | IP33 - IP66 |
| 100 mm | | >90 | IP33 - IP66 |
| 100 mm | | >80 | IP33 - IP66 - IP68 |
| 35,8 mm | | >80 | IP33 - IP66 |
| 35,8 mm | | >95 | IP33 |
| 33,3 mm | | >80 | IP33 |
| 100 mm | | >80 | IP33 - IP66 |
| 100 mm | | >80 | IP33 - IP66 |
| 25 mm | | >90 | IP33 |
| 25 mm | | >90 | IP33 |
| 25 mm | | >90 | IP33 |
| 25 mm | | >90 | IP33 |
| 1000 mm | | >80 | IP68 |
| 100 mm | | >80 | IP68 |
| 56 mm | | >80 | IP68 |
| 38,08 mm | | >80 | IP33 |
| 16,54 mm | | >80 | IP33 |
| 13,78 mm | | >80 | IP33 |
| 10,33 mm | | >80 | IP33 |
| 6,9 mm | | >80 | IP33 - IP65 |
| 1 Módulo mm | | >80 | IP66 |
| 1 Módulo mm | | >80 | IP66 |
| 1 Módulo mm | | >80 | IP66 |
| 1 Módulo mm | | >80 | IP66 |



MÁS DE 35 TIPOS DIFERENTES DE TIRAS LED /
MORE THAN 35 DIFERENTS TIPES LED STRIP

TIRAS FLEXIBLES MONOCOLOR
60 LEDS/m 3528 IP33

SINGLE-COLOR FLEXIBLE STRIPS
60 LEDS/m 3528 IP33



4,8
W/m

Medidas / **Sizes:** 5000x8x2mm
Cantidad de LEDs /
Quantity of LEDs: 60LEDS/m
Alimentación / **Input Voltage:** 12V DC
Potencia Max. / **Max.Power:** 4,8W/m



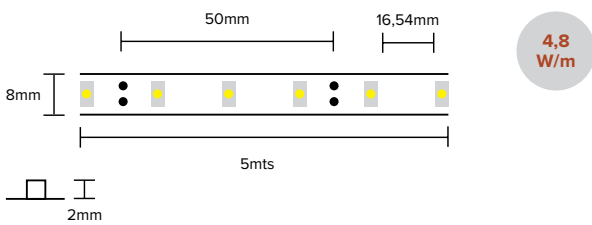
| Ref. Ref. | Color Color | Flujo Lum. Lum Flow |
|--------------|----------------|------------------------|
| TF5R | Red | 120lm/m |
| TF5AB | Yellow | 120lm/m |
| TF5AZ | Blue | 150lm/m |
| TF5V | Green | 240lm/m |

| Ref. Ref. | Color Color | Flujo Lum. Lum Flow |
|--------------|----------------|------------------------|
| TF5BF | 6000 K | 390lm/m |
| TF5BD | 4000 K | 380lm/m |
| TF5BC | 3000 K | 360lm/m |

Fuente de alimentación recomendada para un rollo de 5mts: LRS3512 (12V 35W) /
Recommended power supply for a 5mts roll: LRS3512 (12V 35W)

TIRAS FLEXIBLES MONOCOLOR
60 LEDS/m 3528 IP66

SINGLE-COLOR FLEXIBLE STRIPS
60 LEDS/m 3528 IP66



4,8
W/m

Medidas / **Sizes:** 5000x8x2mm
Cantidad de LEDs /
Quantity of LEDs: 60LEDS/m
Alimentación / **Input Voltage:** 12V DC
Potencia Max. / **Max.Power:** 4,8W/m



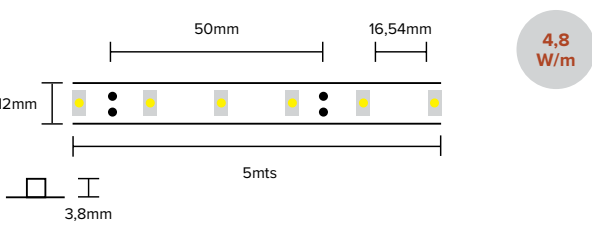
| Ref. Ref. | Color Color | Flujo Lum. Lum Flow |
|--------------|----------------|------------------------|
| TF5RIP66 | Red | 120lm/m |
| TF5ABIP66 | Yellow | 120lm/m |
| TF5AZIP66 | Blue | 150lm/m |
| TF5VIP66 | Green | 240lm/m |

| Ref. Ref. | Color Color | Flujo Lum. Lum Flow |
|--------------|----------------|------------------------|
| TF5BFIP66 | 6000 K | 390lm/m |
| TF5BDIP66 | 4000 K | 380lm/m |
| TF5BCIP66 | 3000 K | 360lm/m |
| TF5BSCIP66 | 2700 K | 340lm/m |

Fuente de alimentación recomendada para un rollo de 5 mts: LRS3512 (12V 35W) /
Recommended power supply for a 5 mts roll: LRS3512 (12V 35W)

TIRAS FLEXIBLES MONOCOLOR
60 LEDS/m 3528 IP68

SINGLE-COLOR FLEXIBLE STRIPS
60 LEDS/m 3528 IP68



4,8
W/m

Medidas / **Sizes:** 5000x12x3,8mm
Cantidad de LEDs /
Quantity of LEDs: 60LEDS/m
Alimentación / **Input Voltage:** 12V DC
Potencia Max. / **Max.Power:** 4,8W/m



| Ref. Ref. | Color Color | Flujo Lum. Lum Flow |
|--------------|----------------|------------------------|
| TF5RIP68 | Red | 120lm/m |
| TF5ABIP68 | Yellow | 120lm/m |
| TF5AZIP68 | Blue | 150lm/m |

| Ref. Ref. | Color Color | Flujo Lum. Lum Flow |
|--------------|----------------|------------------------|
| TF5VIP68 | Green | 240lm/m |
| TF5BFIP68 | 6000 K | 390lm/m |
| TF5BCIP68 | 3000 K | 360lm/m |

Fuente de alimentación recomendada para un rollo de 5 mts: LPV3512 (12V 35W) /
Recommended power supply for a 5 mts roll: LPV3512 (12V 35W)

TIRAS FLEXIBLES
MONOCOLOR 60 LEDS/m
335 IP33 ASIMÉTRICA 90°

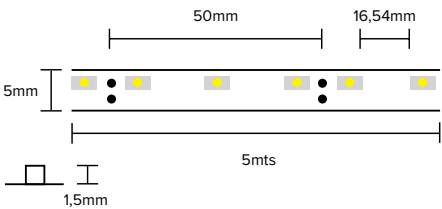


Medidas / **Sizes:** 5000x5x1,5mm
Cantidad de LEDs /
Quantity of LEDs: 60LEDS/m
Alimentación / **Input Voltage:** 12V DC
Potencia Max. / **Max.Power:** 4,8W/m

| Ref. Ref. | Color Color | Flujo Lum. Lum Flow |
|--------------|----------------|------------------------|
| TF5R90 | | 120lm/m |
| TF5AB90 | | 120lm/m |
| TF5AZ90 | | 150lm/m |

Fuente de alimentación recomendada para un rollo de 5 mts: LRS3512 (12V 35W) /
Recommended power supply for a 5 mts roll: LRS3512(12V 35W)

SINGLE-COLOR FLEXIBLE
STRIPS 60 LEDS/m 335 IP33
ASYMETRIC 90°



| Ref. Ref. | Color Color | Flujo Lum. Lum Flow |
|--------------|----------------|------------------------|
| TF5V90 | | 240lm/m |
| TF5BF90 | | 390lm/m |
| TF5BC90 | | 360lm/m |

TIRAS FLEXIBLES MONOCOLOR
60 LEDS/m 335 IP66
ASIMÉTRICA 90°

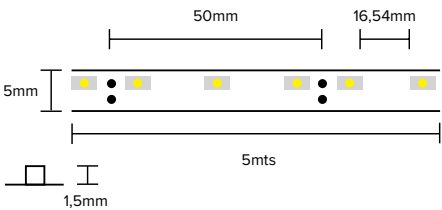


Medidas / **Sizes:** 5000x5x1,5mm
Cantidad de LEDs /
Quantity of LEDs: 60LEDS/m
Alimentación / **Input Voltage:** 12V DC
Potencia Max. / **Max.Power:** 4,8W/m

| Ref. Ref. | Color Color | Flujo Lum. Lum Flow |
|--------------|----------------|------------------------|
| TF5R90-IP66 | | 120lm/m |
| TF5AB90-IP66 | | 120lm/m |
| TF5AZ90-IP66 | | 150lm/m |

Fuente de alimentación recomendada para un rollo de 5 mts: LRS3512 (12V 35W) /
Recommended power supply for a 5 mts roll: LRS3512 (12V 35W)

SINGLE-COLOR FLEXIBLE STRIPS
60 LEDS/m 335 IP66
ASYMETRIC 90°



| Ref. Ref. | Color Color | Flujo Lum. Lum Flow |
|--------------|----------------|------------------------|
| TF5V90-IP66 | | 240lm/m |
| TF5BF90-IP66 | | 390lm/m |
| TF5BC90-IP66 | | 360lm/m |

TIRAS FLEXIBLES MONOCOLOR
60 LEDS/m 2835 IP33 3D

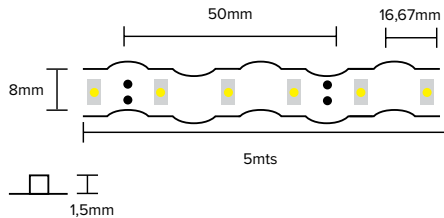


Medidas / **Sizes:** 5000x8x1,5mm
Cantidad de LEDs /
Quantity of LEDs: 60LEDS/m
Alimentación / **Input Voltage:** 12V DC
Potencia Max. / **Max.Power:** 6,4W/m

| Ref. Ref. | Color Color | Flujo Lum. Lum Flow |
|--------------|----------------|------------------------|
| TF5BF-3D | | 596lm/m |
| TF5BD-3D | | 572lm/m |
| TF5BC-3D | | 496lm/m |

Fuente de alimentación recomendada para un rollo de 5mts: LRS5012 (12V 50W) /
Recommended power supply for a 5mts roll: LRS5012 (12V 50W)

SINGLE-COLOR FLEXIBLE STRIPS
60 LEDS/m 2835 IP33 3D



TIRAS FLEXIBLES MONOCOLOR
O RGB 30 LEDS/m 5050 IP33

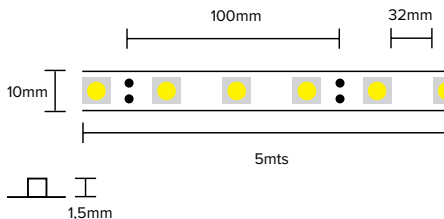


Medidas / **Sizes:** 5000x10x1,5mm
Cantidad de LEDs /
Quantity of LEDs: 30LEDS/m
Alimentación / **Input Voltage:** 12V DC
Potencia Max. / **Max.Power:** 7,2W/m

| Ref. Ref. | Color Color | Flujo Lum. Lum Flow |
|--------------|----------------|------------------------|
| TF5R-AP | | 180lm/m |
| TF5AB-AP | | 180lm/m |
| TF5AZ-AP | | 225lm/m |
| TF5V-AP | | 360lm/m |
| TF5BF-AP | | 585lm/m |

Fuente de alimentación recomendada para un rollo de 5 mts: LRS5012 (12V 50W) Para la tira RGB escoger también un controlador PWM /
Recommended power supply for a 5 mts roll: LRS5012 (12V 50W). For RGB strip also opt for a controller PWM

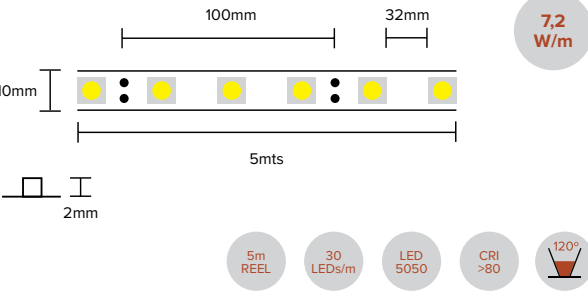
RGB OR SINGLE-COLOR FLEXIBLE
STRIPS 30 LEDS/m 5050 IP33



| Ref. Ref. | Color Color | Flujo Lum. Lum Flow |
|--------------|----------------|------------------------|
| TF5BD-AP | | 570lm/m |
| TF5BC-AP | | 550lm/m |
| TF5BSC-AP | | 540lm/m |
| TF5-AP-2300K | | 530lm/m |
| TF5RGB | | 60-120-75lm/m |

TIRAS FLEXIBLES MONOCOLOR
O RGB 30 LEDS/m 5050 IP66

RGB OR SINGLE-COLOR FLEXIBLE
STRIPS 30 LEDS/m 5050 IP66



Medidas / **Sizes:** 5000x10x2mm
Cantidad de LEDs /
Quantity of LEDs: 30LEDS/m
Alimentación / **Input Voltage:** 12V DC
Potencia Max. / **Max.Power:** 7,2W/m

| Ref. Ref. | Color Color | Flujo Lum. Lum Flow | Ref. Ref. | Color Color | Flujo Lum. Lum Flow |
|---------------|----------------|------------------------|-------------------|----------------|------------------------|
| TF5R-AP-IP66 | Red | 180lm/m | TF5BD-AP-IP66 | 4000 K | 570lm/m |
| TF5AB-AP-IP66 | Yellow | 180lm/m | TF5BC-AP-IP66 | 3000 K | 550lm/m |
| TF5AZ-AP-IP66 | Blue | 225lm/m | TF5BSC-AP-IP66 | 2700 K | 540lm/m |
| TF5V-AP-IP66 | Green | 360lm/m | TF5-AP-2300K-IP66 | 2300 K | 530lm/m |
| TF5BF-AP-IP66 | 6000 K | 585lm/m | TF5RGB-IP66 | RGB | 60-120-75lm/m |

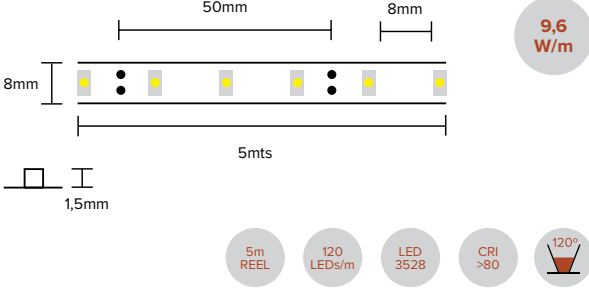
Fuente de alimentación recomendada para un rollo de 5 mts: LRS5012 (12V 50W). Para la tira RGB escoger también un controlador PWM /
Recommended power supply for a 5 mts roll: LRS5012 (12V 50W). For RGB strip also choose for a controller PWM



5 TONALIDADES DE BLANCOS DESDE 2300K A 6000K /
5 TONALITIES OF WHITE COLOURS FROM 2300K TO 6000K

TIRAS FLEXIBLES MONOCOLOR
120 LEDS/m 3528 IP33

SINGLE-COLOR FLEXIBLE STRIPS
120 LEDS/m 3528 IP33



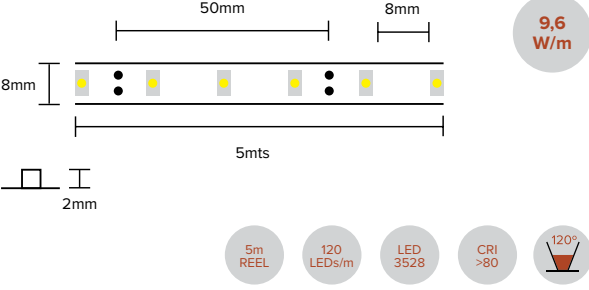
Medidas / **Sizes:** 5000x8x1,5
Cantidad de LEDs /
Quantity of LEDs: 120LEDS/m
Alimentación / **Input Voltage:** 24V DC
Potencia Max. / **Max.Power:** 9,6W/m

| Ref. Ref. | Color Color | Flujo Lum. Lum Flow | Ref. Ref. | Color Color | Flujo Lum. Lum Flow |
|--------------|----------------|------------------------|--------------|----------------|------------------------|
| TF5R-600 | Red | 240lm/m | TF5V-600 | Green | 480lm/m |
| TF5AB-600 | Yellow | 240lm/m | TF5BF-600 | 6000 K | 780lm/m |
| TF5AZ-600 | Blue | 300lm/m | TF5BD-600 | 4000 K | 760lm/m |
| | | | TF5BC-600 | 3000 K | 720lm/m |

Fuente de alimentación recomendada para un rollo de 5 mts: LRS7524 (24V 75W) /
Recommended power supply for a 5 mts roll: LRS7524 (24V 75W)

TIRAS FLEXIBLES MONOCOLOR
120 LEDS/m 3528 IP66

SINGLE-COLOR FLEXIBLE STRIPS
120 LEDS/m 3528 IP66



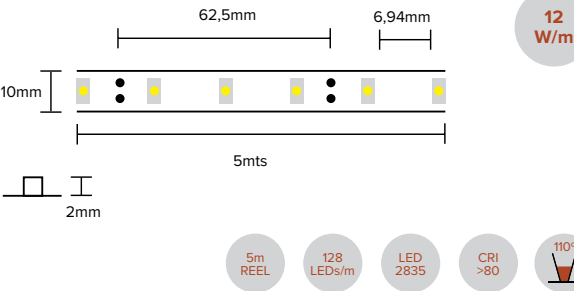
Medidas / **Sizes:** 5000x8x2mm
Cantidad de LEDs /
Quantity of LEDs: 120LEDS/m
Alimentación / **Input Voltage:** 24V DC
Potencia Max. / **Max.Power:** 9,6W/m

| Ref. Ref. | Color Color | Flujo Lum. Lum Flow | Ref. Ref. | Color Color | Flujo Lum. Lum Flow |
|----------------|----------------|------------------------|-----------------|----------------|------------------------|
| TF5R-600-IP66 | Red | 240lm/m | TF5BF-600-IP66 | 6000 K | 780lm/m |
| TF5AB-600-IP66 | Yellow | 240lm/m | TF5BD-600-IP66 | 4000 K | 760lm/m |
| TF5AZ-600-IP66 | Blue | 300lm/m | TF5BC-600-IP66 | 3000 K | 720lm/m |
| TF5V-600-IP66 | Green | 480lm/m | TF5BSC-600-IP66 | 2700 K | 710lm/m |

Fuente de alimentación recomendada para un rollo de 5 mts: LRS7524 (24V 75W) /
Recommended power supply for a 5 mts roll: LRS7524 (24V 75W)

TIRA FLEXIBLE MONOCOLOR
128 LEDS/m 2835 IP33

SINGLE-COLOR FLEXIBLE STRIPS
128 LEDS/m 2835 IP33



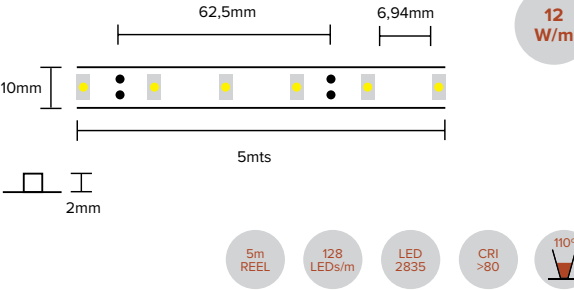
Medidas / **Sizes:** 5000x10x2mm
Cantidad de LEDs /
Quantity of LEDs: 128LEDS/m
Alimentación / **Input Voltage:** 24VDC
Potencia Max. / **Max.Power:** 12W/m

| Ref. | Color | Flujo Lum. |
|-----------|--------|------------|
| Ref. | Color | Lum Flow |
| TF5BF-MP | 6000 K | 1726lm/m |
| TF5BD-MP | 4000 K | 1710lm/m |
| TF5BC-MP | 3000 K | 1685lm/m |
| TF5BSC-MP | 2700 K | 1675lm/m |

Fuente de alimentación recomendada para un rollo de 5 mts: LRS10024 (24V 100W) /
Recommended power supply for a 5 mts roll: LRS10024 (24V 100W)

TIRA FLEXIBLE MONOCOLOR
128 LEDS/m 2835 IP66

SINGLE-COLOR FLEXIBLE STRIPS
128 LEDS/m 2835 IP66



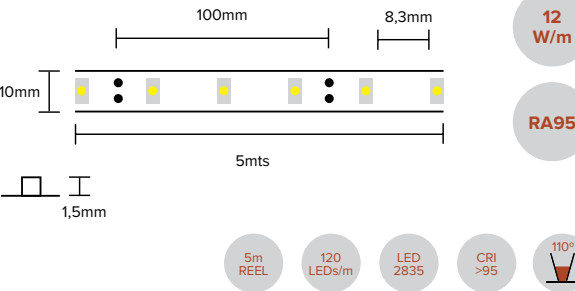
Medidas / **Sizes:** 5000x10x2mm
Cantidad de LEDs /
Quantity of LEDs: 128LEDS/m
Alimentación / **Input Voltage:** 24VDC
Potencia Max. / **Max.Power:** 12W/m

| Ref. | Color | Flujo Lum. |
|----------------|--------|------------|
| Ref. | Color | Lum Flow |
| TF5BF-MP-IP66 | 6000 K | 1726lm/m |
| TF5BD-MP-IP66 | 4000 K | 1710lm/m |
| TF5BC-MP-IP66 | 3000 K | 1685lm/m |
| TF5BSC-MP-IP66 | 2700 K | 1675lm/m |

Fuente de alimentación recomendada para un rollo de 5 mts: LRS10024 (24V 100W)/
Recommended power supply for a 5 mts roll: LRS10024 (24V 100W)

TIRAS FLEXIBLES MONOCOLOR
120 LEDS/m 2835 IP33 RA95

SINGLE-COLOR FLEXIBLE STRIPS
120 LEDS/m 2835 IP33 RA95



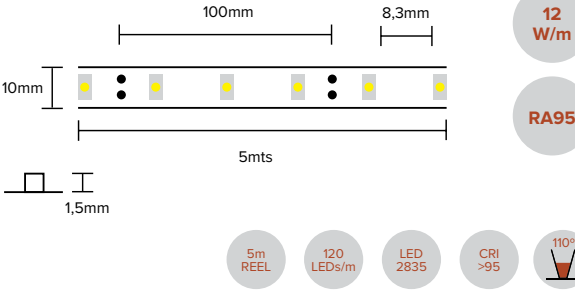
Medidas / **Sizes:** 5000x10x1,5mm
Cantidad de LEDs /
Quantity of LEDs: 120LEDS/m
Alimentación / **Input Voltage:** 24VDC
Potencia Max. / **Max.Power:** 12W/m

| Ref. | Color | Flujo Lum. |
|----------------|--------|------------|
| Ref. | Color | Lum Flow |
| TF5BF-RA95-33 | 6000 K | 850lm/m |
| TF5BD-RA95-33 | 4000 K | 822lm/m |
| TF5BC-RA95-33 | 3000 K | 800lm/m |
| TF5BSC-RA95-33 | 2700 K | 780lm/m |

Fuente de alimentación recomendada para un rollo de 5mts: LRS10024 (24V 100W) /
Recommended power supply for a 5mts roll: LRS10024 (24V 100W)

TIRAS FLEXIBLES MONOCOLOR
120 LEDS/m 2835 IP66 RA95

SINGLE-COLOR FLEXIBLE STRIPS
120 LEDS/m 2835 IP66 RA95



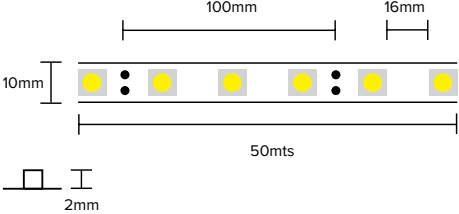
Medidas / **Sizes:** 5000x10x1,5mm
Cantidad de LEDs /
Quantity of LEDs: 120LEDS/m
Alimentación / **Input Voltage:** 24VDC
Potencia Max. / **Max.Power:** 12W/m

| Ref. | Color | Flujo Lum. |
|---------------|--------|------------|
| Ref. | Color | Lum Flow |
| TF5BF-RA95-66 | 6000 K | 850lm/m |
| TF5BD-RA95-66 | 4000 K | 822lm/m |
| TF5BC-RA95-66 | 3000 K | 800lm/m |

Fuente de alimentación recomendada para un rollo de 5mts: LRS10024 (24V 100W) /
Recommended power supply for a 5mts roll: LRS10024 (24V 100W)

TIRAS FLEXIBLES MONOCOLOR
60 LEDS/m 5050 IP33
EN ROLLO 50M

SINGLE-COLOR FLEXIBLE STRIPS
60 LEDS/m 5050 IP33 ROLLS OF
50M



12
W/m

50m
REEL

CRI
>90

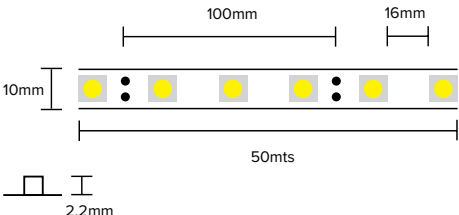
Medidas / **Sizes:** 50000x10x2mm
Cantidad de LEDs /
Quantity of LEDs: 60LEDS/m
Alimentación / **Input Voltage:** 24VDC
Potencia Max. / **Max.Power:** 12W/m

| Ref. Ref. | Color Color | Flujo Lum. Lum Flow |
|----------------|----------------|------------------------|
| TF50BF-RA90-33 | 6000 K | 990lm/m |
| TF50BD-RA90-33 | 4000 K | 960lm/m |
| TF50BC-RA90-33 | 3000 K | 910lm/m |

Escoger fuente en función de cada corte / **Choose Power Supply depending on each cut**

TIRAS FLEXIBLES MONOCOLOR
60 LEDS/m 5050 IP66
EN ROLLO 50M

SINGLE-COLOR FLEXIBLE STRIPS
60 LEDS/m 5050 IP66 ROLLS OF
50M



12
W/m

50m
REEL

CRI
>90

Medidas / **Sizes:** 50000x10x2,2mm
Cantidad de LEDs /
Quantity of LEDs: 60LEDS/m
Alimentación / **Input Voltage:** 24VDC
Potencia Max. / **Max.Power:** 12W/m

| Ref. Ref. | Color Color | Flujo Lum. Lum Flow |
|----------------|----------------|------------------------|
| TF50BF-RA90-66 | 6000 K | 990lm/m |
| TF50BD-RA90-66 | 4000 K | 960lm/m |
| TF50BC-RA90-66 | 3000 K | 910lm/m |

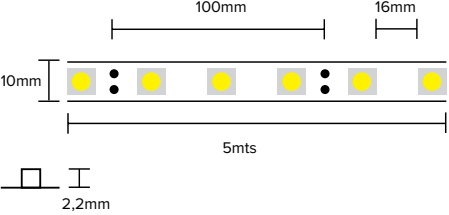
Escoger fuente en función de cada corte / **Choose Power Supply depending on each cut**



TIRAS DESDE 4,8W/m (390lm/m) A 42W/m (6090lm/m) /
STRIPS FROM 4,8W/m (390lm/m) TO 42W/m (6090lm/m)

TIRAS FLEXIBLES MONOCOLOR
O RGB 60 LEDS/m 5050 IP33

RGB OR SINGLE-COLOR FLEXIBLE
STRIPS 60 LEDS/m 5050 IP33



14,4
W/m

Medidas / **Sizes:** 5000x10x2,2mm
Cantidad de LEDs /
Quantity of LEDs: 60LEDS/m
Alimentación / **Input Voltage:** 24V DC
Potencia Max. / **Max.Power:** 14,4W/m

| Ref. Ref. | Color Color | Flujo Lum. Lum Flow | Ref. Ref. | Color Color | Flujo Lum. Lum Flow |
|--------------|----------------|------------------------|------------------|----------------|------------------------|
| TF5R-AP-300 | Red | 360lm/m | TF5BD-AP-300 | 4000 K | 1560lm/m |
| TF5AB-AP-300 | Yellow | 360lm/m | TF5BC-AP-300 | 3000 K | 1550lm/m |
| TF5AZ-AP-300 | Blue | 450lm/m | TF5BSC-AP-300 | 2700 K | 1480lm/m |
| TF5V-AP-300 | Green | 720lm/m | TF5-AP-300-2300K | 2300 K | 1450lm/m |
| TF5BF-AP-300 | 6000 K | 1610lm/m | TF5RGB-300 | RGB | 120-180-60lm/m |

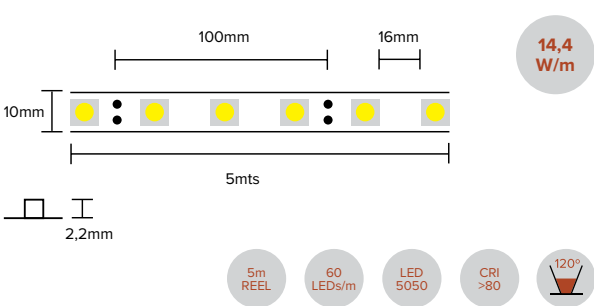
Fuente de alimentación recomendada para un rollo de 5 mts: LRS10024 (24V 100W). Para la tira RGB escoger también un controlador PWM /
Recommended power supply for a 5 mts roll: LRS10024 (24V 100W). For RGB strip also opt for a controller PWM

TIRAS FLEXIBLES MONOCOLOR
O RGB 60 LEDS/m 5050 IP66



Medidas / **Sizes:** 5000x10x2,2mm
Cantidad de LEDs /
Quantity of LEDs: 60LEDS/m
Alimentación / **Input Voltage:** 24V DC
Potencia Max. / **Max.Power:** 14,4W/m

RGB OR SINGLE-COLOR FLEXIBLE
STRIPS 60 LEDS/m 5050 IP66



| Ref. Ref. | Color Color | Flujo Lum. Lum Flow |
|-------------------|----------------|------------------------|
| TF5R-AP-300-IP66 | Red | 360lm/m |
| TF5AB-AP-300-IP66 | Yellow | 360lm/m |
| TF5AZ-AP-300-IP66 | Blue | 450lm/m |
| TF5V-AP-300-IP66 | Green | 720lm/m |
| TF5BF-AP-300-IP66 | 6000 K | 1610lm/m |

| Ref. Ref. | Color Color | Flujo Lum. Lum Flow |
|-----------------------|----------------|------------------------|
| TF5BD-AP-300-IP66 | 4000 K | 1560lm/m |
| TF5BC-AP-300-IP66 | 3000 K | 1550lm/m |
| TF5BSC-AP-300-IP66 | 2700 K | 1480lm/m |
| TF5-AP-300-2300K-IP66 | 2300 K | 1450lm/m |
| TF5RGB-300-IP66 | RGB | 120-180-60lm/m |

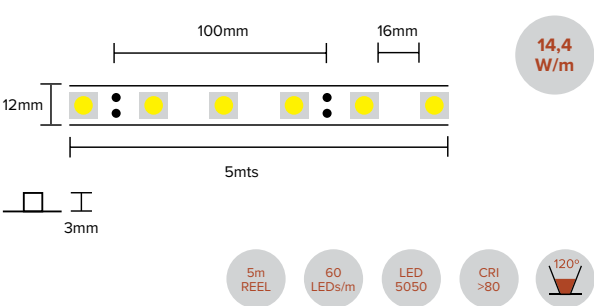
Fuente de alimentación recomendada para un rollo de 5mts: LRS10024 (24V 100W). Para la tira RGB escoger también un controlador PWM /
Recommended power supply for a 5 mts roll: LRS10024 (24V 100W). For RGB strip also opt for a controller PWM

TIRAS FLEXIBLES MONOCOLOR
O RGB 60 LEDS/m 5050 IP68



Medidas / **Sizes:** 5000x10x3mm
Cantidad de LEDs /
Quantity of LEDs: 60LEDS/m
Alimentación / **Input Voltage:** 24V DC
Potencia Max. / **Max.Power:** 14,4W/m

RGB OR SINGLE-COLOR FLEXIBLE
STRIPS 60 LEDS/m 5050 IP68



| Ref. Ref. | Color Color | Flujo Lum. Lum Flow |
|-------------------|----------------|------------------------|
| TF5R-AP-300-IP68 | Red | 360lm/m |
| TF5AB-AP-300-IP68 | Yellow | 360lm/m |
| TF5AZ-AP-300-IP68 | Blue | 450lm/m |
| TF5V-AP-300-IP68 | Green | 720lm/m |

| Ref. Ref. | Color Color | Flujo Lum. Lum Flow |
|-------------------|----------------|------------------------|
| TF5BF-AP-300-IP68 | 6000 K | 1170lm/m |
| TF5BC-AP-300-IP68 | 3000 K | 1140lm/m |
| TF5RGB-300-IP68 | RGB | 120-240-150lm/m |

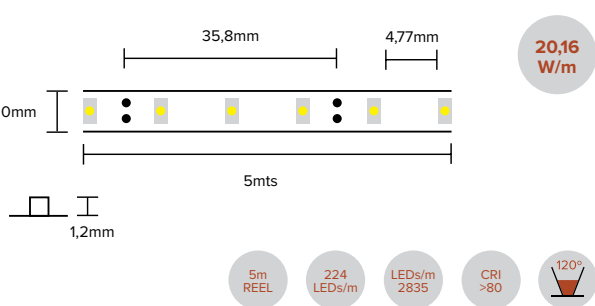
Fuente de alimentación recomendada para un rollo de 5 mts: LPV10024 (24V 100W). Para la tira RGB escoger también un controlador PWM /
Recommended power supply for a 5 mts roll: LPV10024 (24V 100W). For RGB strip also opt for a controller PWM

TIRAS FLEXIBLES MONOCOLOR
224 LEDS/m 2835 IP33



Medidas / **Sizes:** 5000x10x1,2mm
Cantidad de LEDs /
Quantity of LEDs: 224LEDS/m
Alimentación / **Input Voltage:** 24V DC
Potencia Max. / **Max.Power:** 20,16W/m

SINGLE-COLOR FLEXIBLE STRIPS
224 LEDS/m 2835 IP33



| Ref. Ref. | Color Color | Flujo Lum. Lum Flow |
|--------------|----------------|------------------------|
| TF5BF-SHP | 6000 K | 2885lm/m |
| TF5BD-SHP | 4000 K | 2710lm/m |
| TF5BC-SHP | 3000 K | 2600lm/m |
| TF5BSC-SHP | 2700 K | 2550lm/m |

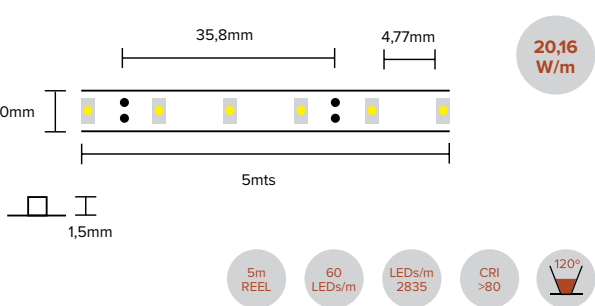
Fuente de alimentación recomendada para un rollo de 5mts: LRS15024 (150W 24V) /
Recommended power supply for a 5mts roll: LRS15024 (150W 24V)

TIRAS FLEXIBLES MONOCOLOR
224 LEDS/m 2835 IP66



Medidas / **Sizes:** 5000x10x1,5m
Cantidad de LEDs /
Quantity of LEDs: 224LEDS/m
Alimentación / **Input Voltage:** 24V DC
Potencia Max. / **Max.Power:** 20,16W/m

SINGLE-COLOR FLEXIBLE STRIPS
224 LEDS/m 2835 IP66



| Ref. Ref. | Color Color | Flujo Lum. Lum Flow |
|-----------------|----------------|------------------------|
| TF5BF-SHP-IP66 | 6000 K | 2885lm/m |
| TF5BD-SHP-IP66 | 4000 K | 2710lm/m |
| TF5BC-SHP-IP66 | 3000 K | 2600lm/m |
| TF5BSC-SHP-IP66 | 2700 K | 2550lm/m |

Fuente de alimentación recomendada para un rollo de 5mts: LRS15024 (150W 24V) /
Recommended power supply for a 5mts roll: LRS15024 (150W 24V)

TIRAS FLEXIBLES MONOCOLOR

182 LEDS/m 2835 HP IP33 RA95

SINGLE-COLOR FLEXIBLE STRIPS

182 LEDS/m 2835 HP IP33 RA95

28,4 W/m

RA95

2,5m REEL

182 LEDS/m

LED 2835

CRI >95

110°

Medidas / **Sizes:** 2500x10x2,2mm

Cantidad de LEDs /

Quantity of LEDs: 182LEDS/m

Alimentación / **Input Voltage:** 24V DC

Potencia Max. / **Max.Power:** 28,4W/m

| Ref. | Color | Flujo Lum. |
|------------------|--------|------------|
| Ref. | Color | Lum Flow |
| TF2.5BF-HP95-33 | 6000 K | 2190lm/m |
| TF2.5BD-HP95-33 | 4000 K | 2096lm/m |
| TF2.5BC-HP95-33 | 3000 K | 2000lm/m |
| TF2.5BSC-HP95-33 | 2700 K | 1956lm/m |

Fuente de alimentación recomendada para un rollo de 2,5mts: LRS10024 (24V 100W) /

Recommended power supply for a 2,5mts roll: LRS10024 (24V 100W)

TIRAS FLEXIBLES MONOCOLOR

240 LEDS/m 2835 IP33

SINGLE-COLOR FLEXIBLE STRIPS

240 LEDS/m 2835 IP33

42 W/m

3m REEL

240 LEDS/m

LED 2835

CRI >80

120°

Medidas / **Sizes:** 3000x12x1,5mm

Cantidad de LEDs /

Quantity of LEDs: 240LEDS/m

Alimentación / **Input Voltage:** 24V DC

Potencia Max. / **Max.Power:** 42W/m

| Ref. | Color | Flujo Lum. |
|------------|--------|------------|
| Ref. | Color | Lum Flow |
| TF3BF-SSHP | 6000 K | 6090lm/m |
| TF3BD-SSHP | 4000 K | 6048lm/m |
| TF3BC-SSHP | 3000 K | 5880lm/m |

Fuente de alimentación recomendada para un rollo de 3mts: LRS15024 (24V 150W) /

Recommended power supply for a 3mts roll: LRS15024 (24V 150W)

TIRAS FLEXIBLES RGBW 60

LEDS/m 5050 IP33

RGBW FLEXIBLE STRIPS 60

LEDS/m 5050 IP33

18 W/m

RGB+ BLANCO

5m REEL

60 LEDS/m

LED 5050

CRI >80

110°

Medidas / **Sizes:** 5000x10x2mm

Cantidad de LEDs /

Quantity of LEDs: 60LEDS/m

Alimentación / **Input Voltage:** 24V DC

Potencia Max. / **Max.Power:** 18W/m

| Ref. | Color | Flujo Lum. |
|--------------|--------|------------|
| Ref. | Color | Lum Flow |
| TF5RGBW-300 | 6000 K | 500lm/m |
| TF5RGBWW-300 | 3000 K | 480lm/m |

Fuente de alimentación recomendada para un rollo de 5mts: LRS10024 (24V 100W). Se necesita controlador de 4 canales para su funcionamiento /

Recommended power supply for a 5mts roll: LRS10024 (24V 100W). 4 channel controller is needed for operation

TIRAS FLEXIBLES RGBW 60

LEDS/m 5050 IP66

RGBW FLEXIBLE STRIPS 60

LEDS/m 5050 IP66

18 W/m

RGB+ BLANCO

5m REEL

60 LEDS/m

LED 5050

CRI >80

110°

Medidas / **Sizes:** 5000x10x2,2mm

Cantidad de LEDs /

Quantity of LEDs: 60LEDS/m

Alimentación / **Input Voltage:** 24V DC

Potencia Max. / **Max.Power:** 18W/m

| Ref. | Color | Flujo Lum. |
|-------------------|--------|------------|
| Ref. | Color | Lum Flow |
| TF5RGBW-300-IP66 | 6000 K | 500lm/m |
| TF5RGBWW-300-IP66 | 3000 K | 480lm/m |

Fuente de alimentación recomendada para un rollo de 5mts: LRS10024 (24V 100W). Se necesita controlador de 4 canales para su funcionamiento /

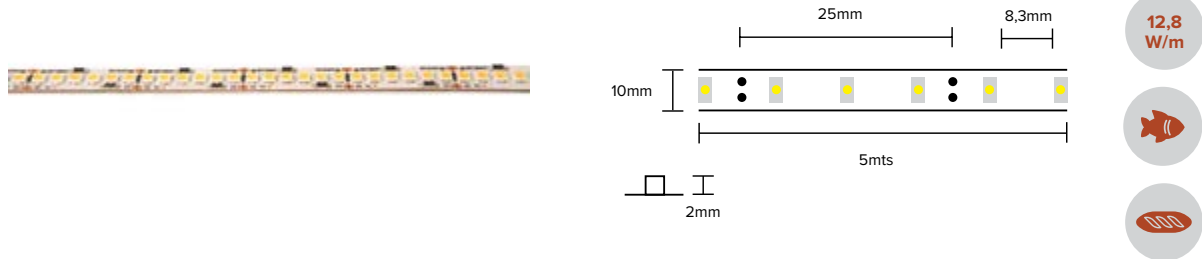
Recommended power supply for a 5mts roll: LRS10024 (24V 100W). 4 channel controller is needed for operation



TIRAS FLEXIBLES ESPECIAL ALIMENTACIÓN / LED STRIP FOR FOOD

TIRAS FLEXIBLES MONOCOLOR
ESPECIAL ALIMENTACIÓN

SINGLE-COLOR FLEXIBLE STRIPS
SPECIAL FOR FOOD



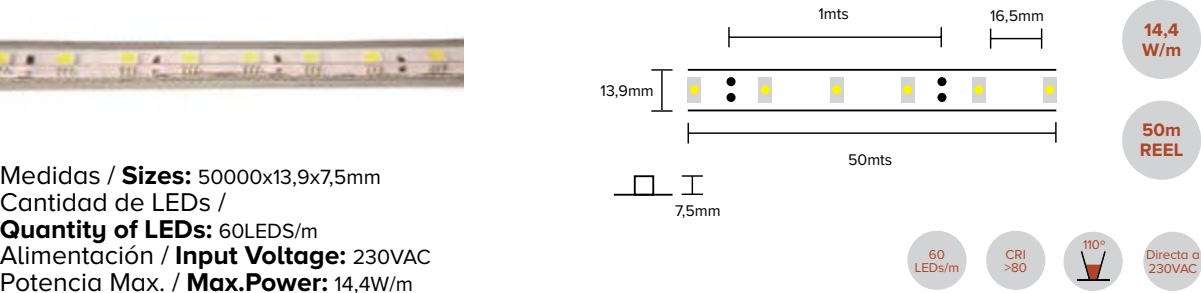
Medidas / **Sizes:** 5000x10x2mm
Cantidad de LEDs / **Quantity of LEDs:** 120LEDs/m
Alimentación / **Input Voltage:** 24V DC
Protección / **Protection:** IP33
Potencia Max. / **Max.Power:** 12,8W/m

| Ref. Ref. | Color Color | Flujo Lum. Lum Flow | Producto a iluminar Product to light up |
|--------------|----------------|------------------------|--|
| TF5-PES | 4020K | 922lm/m | Pescado / Fish |
| TF5-CAR | 1900K | 740lm/m | Carne / Meat |
| TF5-PAN | 2500K | 832lm/m | Panadería / Bread |
| TF5-FV | 3900K | 910lm/m | Fruta y verdura / Fruit and vegetable |

Fuente de alimentación recomendada para un rollo de 5 mts: LRS10024 (24V 100W) /
Recommended power supply for a 5 mts roll: LRS10024 (24V 100W)

TIRAS FLEXIBLES MONOCOLOR
Y RGB 60 LEDS/m IP68
A 230VAC

SINGLE-COLOR AND RGB
FLEXIBLE STRIPS 60 LEDS/m
IP68 FOR 230VAC



Medidas / **Sizes:** 50000x13,9x7,5mm
Cantidad de LEDs / **Quantity of LEDs:** 60LEDs/m
Alimentación / **Input Voltage:** 230VAC
Potencia Max. / **Max.Power:** 14,4W/m

| Ref. Ref. | Color Color | Flujo Lum. Lum Flow |
|--------------|----------------|------------------------|
| TF50-220V | 6000 K | 720 lm/m |
| TF50BD-220V | 4000 K | 710 lm/m |
| TF50BC-220V | 3000 K | 710 lm/m |
| TF50BSC-220V | 2700 K | 710 lm/m |
| TF50RGB-220V | RGB | 710 lm/m |

| Ref. Ref. | Accesorios Accessories |
|-----------------|--|
| CE-TIRA220VRGB | Conector Europeo con controlador RGB / European connector with RGB controller |
| CE-TIRA220V | Conector Europeo con 50cm de cable / European Connector with 50cm of cable |
| CF-TIRA220V-RGB | Conector final RGB / Final connector RGB |
| CF-TIRA220V | Conector final / Final connector |
| CM-TIRA 220V | Conector de unión / Union connector |
| CM-TIRA220VRGB | Conector de unión para tira RGB / Union connector for RGB strip |
| GR-TIRA220V | Grapa / Clip |

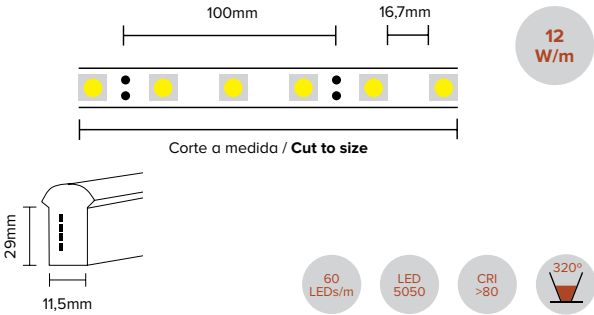

No necesita fuente de alimentación. Conexión directa 230VAC / **No need power supply. Direct connection to 230VAC**



TIRAS LED ESPECIALES PARA INMERSIÓN EN PISCINAS /
SPECIAL LED STRIPS FOR IMMERSION IN SWIMMING POOL

TIRAS FLEXIBLES FLEXNEON

FLEXNEON FLEXIBLE STRIPS



Medidas / **Sizes:** Corte a medida
Cantidad de LEDs / **Quantity of LEDs:** 60LEDs/m
Alimentación / **Input Voltage:** 24V DC
Potencia Max. / **Max.Power:** 12W/m

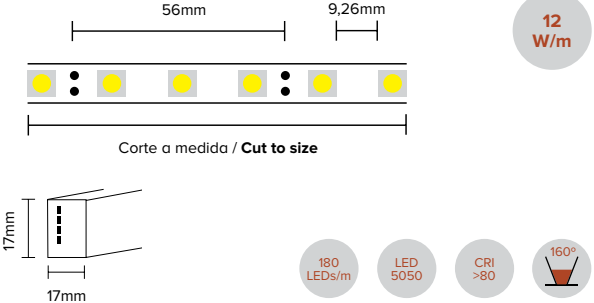

| Ref. Ref. | Color Color | Flujo Lum. Lum Flow |
|----------------|----------------|------------------------|
| BS-NEON-T1-B | 6000 K | 380 lm/m |
| BS-NEON-T1-BD | 4000 K | 370lm/m |
| BS-NEON-T1-BC | 3000 K | 340 lm/m |
| BS-NEON-T1-RGB | RGB | 120/280/40 lm/m |

| Ref. Ref. | Descripción Description |
|----------------|---|
| BS-NEON-C1-B | Conector inicial tubo blanco con protección IP68 / Initial connector white tube with IP68 protection |
| BS-NEON-C1-RGB | Conector inicial tubo RGB con protección IP68 / Initial connector RGB tube with IP 68 protection |
| BS-NEON-F1 | Conector final con protección IP68 / End connector with IP68 protection |
| BS-NEON-P1 | Perfil de plástico para tubo Flexneon / Plastic profile for Flexneon tube |

Escoger fuente en función de cada corte / **Choose power supply depending on each cut**

TIRAS FLEXIBLES FLEXNEON
INVERSO

REVERSE FLEXNEON FLEXIBLE
STRIPS



Medidas / **Sizes:** Corte a medida
Cantidad de LEDs / **Quantity of LEDs:** 180LEDs/m
Alimentación / **Input Voltage:** 24V DC
Potencia Max. / **Max.Power:** 12W/m

| Ref. Ref. | Color Color | Flujo Lum. Lum Flow |
|----------------|----------------|------------------------|
| BS-NEON-T2-B | 6000 K | 400 lm/m |
| BS-NEON-T2-BD | 4000 K | 360 lm/m |
| BS-NEON-T2-BC | 3000 K | 340 lm/m |
| BS-NEON-T2-RGB | RGB | 120/280/40 lm/m |

| Ref. Ref. | Descripción Description |
|----------------|---|
| BS-NEON-C2-B | Conector inicial tubo blanco con protección IP68 / White tube initial connector with IP68 protection |
| BS-NEON-C2-RGB | Conector inicial tubo RGB con protección IP68 / RGB tube initial connector with IP68 protection |
| BS-NEON-F2 | Conector final con protección IP68 / End connector with IP68 protection |
| BS-NEON-P2 | Perfil de plástico para tubo Flexneon / Plastic profile for Flexneon tube |

Escoger fuente en función de cada corte / **Choose power supply depending on each cut**



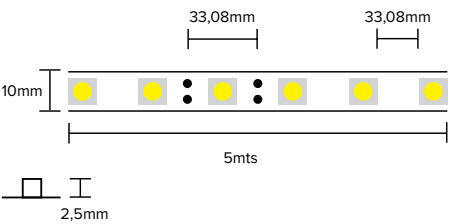
TIRAS DIGITALES PARA ILUMINACIÓN DINÁMICA /
DIGITAL STRIPS FOR DYNAMIC LIGHTING

TIRAS FLEXIBLES 30 LEDS/m
5050 SERIE SPI



Medidas / **Sizes:** 5000x10x2,5mm
Cantidad de LEDs /
Quantity of LEDs: 30LEDS/m
Alimentación / **Input Voltage:** 5V DC
Potencia Max. / **Max.Power:** 9W/m

FLEXIBLE STRIPS 30 LEDS/m
5050 SERIES SPI



9
W/m

SPI



| Ref. | Color | Flujo Lum. |
|---------------|-------|--------------------------------------|
| Ref. | Color | Lum Flow |
| TFSMART/30-20 | | R: 45lm/m G: 120lm/m B: 45lm/m |

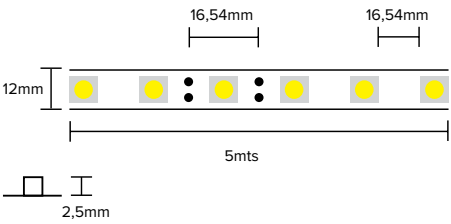
Fuente de alimentación recomendada para un rollo de 5mts: LRS755. Para regular la tira LED TFSMART/30-20 es preciso la instalación del equipo de control SPI / **Recommended power supply for a 5mts roll: LRS755. To regulate the strip LED TFSMART/30-20 is essential the installation of SPI controller**

TIRAS FLEXIBLES 60 LEDS/m
5050 SERIE SPI



Medidas / **Sizes:** 5000x12x2,5mm
Cantidad de LEDs /
Quantity of LEDs: 60LEDS/m
Alimentación / **Input Voltage:** 5V DC
Potencia Max. / **Max.Power:** 18W/m

FLEXIBLE STRIPS 60 LEDS/m
5050 SERIES SPI



18
W/m

SPI



| Ref. | Color | Flujo Lum. |
|---------------|-------|--------------------------------------|
| Ref. | Color | Lum Flow |
| TFSMART/60-20 | | R: 90lm/m G: 240lm/m B: 90lm/m |

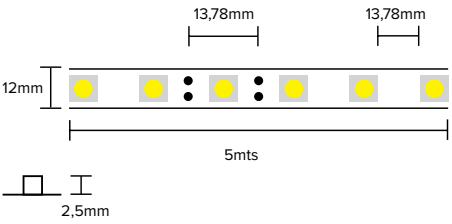
Fuente de alimentación recomendada para un rollo de 5mts: LRS1505. Para regular la tira LED TFSMART/60-20 es preciso la instalación del equipo de control SPI / **Recommended power supply for a 5mts roll: LRS1505. To regulate the strip LED TFSMART/60-20 is essential the installation of SPI controller**

TIRAS FLEXIBLES 72 LEDS/m
5050 SERIE SPI



Medidas / **Sizes:** 5000x12x2,5
Cantidad de LEDs /
Quantity of LEDs: 72LEDS/m
Alimentación / **Input Voltage:** 5V DC
Potencia Max. / **Max.Power:** 21,6W/m

FLEXIBLE STRIPS 72 LEDS/m
5050 SERIES SPI



21,6
W/m

SPI



| Ref. | Color | Flujo Lum. |
|---------------|-------|--|
| Ref. | Color | Lum Flow |
| TFSMART/72-20 | | R: 108lm/m G: 288lm/m B: 108lm/m |

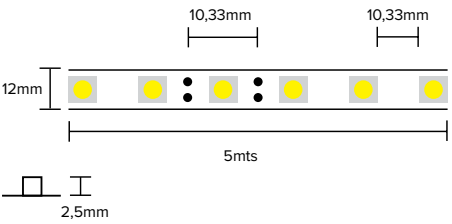
Fuente de alimentación recomendada para un rollo de 5mts: LRS1505. Para regular la tira LED TFSMART/72-20 es preciso la instalación del equipo de control SPI / **Recommended power supply for a 5mts roll: LRS1505. To regulate the strip LED TFSMART/72-20 is essential the installation of SPI controller**

TIRAS FLEXIBLES 96 LEDS/m
5050 SERIE SPI



Medidas / **Sizes:** 5000x12x2,5mm
Cantidad de LEDs /
Quantity of LEDs: 96LEDS/m
Alimentación / **Input Voltage:** 5V DC
Potencia Max. / **Max.Power:** 28,8W/m

FLEXIBLE STRIPS 96 LEDS/m
5050 SERIES SPI



28,8
W/m

SPI



| Ref. | Color | Flujo Lum. |
|---------------|-------|--|
| Ref. | Color | Lum Flow |
| TFSMART/96-20 | | R: 144lm/m G: 384lm/m B: 144lm/m |

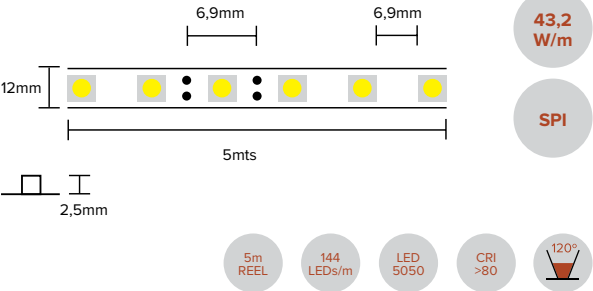
Fuente de alimentación recomendada para un rollo de 5mts: LRS2005. Para regular la tira LED TFSMART/96-20 es preciso la instalación del equipo control SPI / **Recommended power supply for a 5mts roll: LRS2005. To regulate the strip LED TFSMART/96-20 is essential the installation of the SPI controller**

TIRAS FLEXIBLES 144 LEDS/m
5050 SERIE SPI



Medidas / **Sizes:** 5000x12x2,5mm
Cantidad de LEDs /
Quantity of LEDs: 144LEDS/m
Alimentación / **Input Voltage:** 5V DC
Potencia Max. / **Max.Power:** 43,2W/m

FLEXIBLE STRIPS 144 LEDS/m
5050 SERIES SPI



| Ref. Ref. | Color Color | Flujo Lum. Lum Flow |
|----------------|----------------|--|
| TFSMART/144-20 | | R: 216lm/m G: 576lm/m B: 216lm/m |

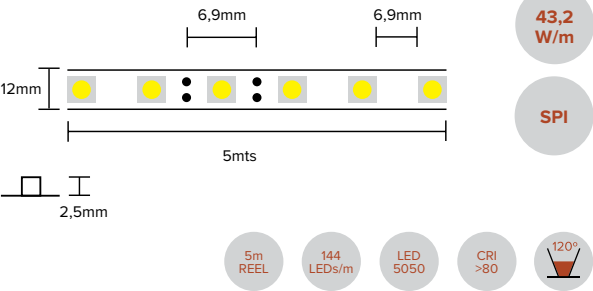
Fuente de alimentación recomendada para un rollo de 5mts: SP3205. Para regular la tira LED TFSMART/144-20 es preciso la instalación del control SPI / **Recommended power supply for a 5mts roll: SP3205. To regulate the strip LED TFSMART/144-20 is essential the installation of SPI controller**

TIRAS FLEXIBLES 144 LEDS/m
5050 SERIE SPI IP65



Medidas / **Sizes:** 5000x12x2,5mm
Cantidad de LEDs /
Quantity of LEDs: 144LEDS/m
Alimentación / **Input Voltage:** 5V DC
Potencia Max. / **Max.Power:** 43,2W/m

FLEXIBLE STRIPS 144 LEDS/m
5050 SERIES SPI IP65



| Ref. Ref. | Color Color | Flujo Lum. Lum Flow |
|----------------|----------------|--|
| TFSMART/144-65 | | R: 216lm/m G: 576lm/m B: 216lm/m |

Fuente de alimentación recomendada para un rollo de 5mts: SP3205. Para regular la tira LED TFSMART/144-IP65 es preciso la instalación del control SPI / **Recommended power supply for a 5mts roll: SP3205. To regulate the strip LED TFSMART/144-IP65 is essential the installation of SPI controller**

CONECTORES Y EMPALMES
SIN SOLDADURA IP33/IP65



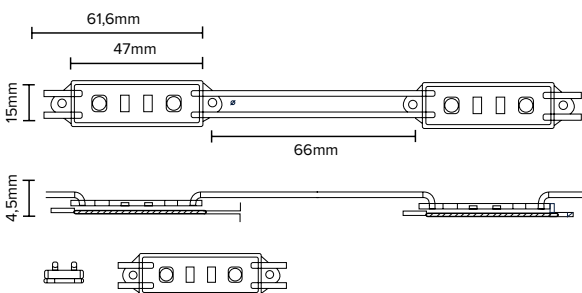
CONNECTORS AND JUNCTIONS
WITHOUT WELDING IP33/IP65



| Ref. Ref. | Descripción Description |
|--------------|--|
| CTFC/3 | Conector alimentación TF5 monocolor para tiras 8mm 2 pins / Connector supply single-colour TF5 for 8mm strips 2 pin |
| CTFC/3-10 | Conector alimentación TF5 monocolor para tiras 10mm 2 pins / Connector supply single-colour TF5 for 10mm strips 2 pin |
| CTFRGB/3 | Conector alimentación TF5 RGB para tiras 10mm 4 pins / Connector supply RGB TF5 for 10mm strips 4 pin |
| CTFC/3IP | Conector alimentación TF5 monocolor para tiras 8 mm 2 pins IP65 / Connector supply single-colour TF5 for 8mm strips 2 pin IP65 |
| CTFC/3-10IP | Conector alimentación TF5 monocolor para tiras 10mm 2 pins IP65 / Connector supply single-colour TF5 for 10mm strips 2 pin IP65 |
| CTFRGB/3IP | Conector alimentación TF5 RGB para tiras 10mm 4 pins IP65 / Connector supply RGB TF5 for 10mm strips 4 pins IP65 |
| CTFRGBW | Conector alimentación TF5 RGBW para tiras 12mm 5 pin / Connector supply RGBW TF5 for 12mm strips 5 pin |
| CTFRGBW/3IP | Conector alimentación TF5 RGBW para tiras 12mm 5 pin IP65 / Connector supply RGBW TF5 for 12mm strips 5 pin IP65 |
| ETFC/3 | Empalme alimentación TF5 monocolor para tiras 8mm 2 pins / Junction supply single-color TF5 for 8mm strips 2 pin |
| ETFC/3-10 | Empalme alimentación TF5 monocolor para tiras 10mm 2 pins / Junction supply single-color TF5 for 10mm strips 2 pin |
| ETFRGB/3 | Empalme alimentación TF5 RGB para tiras 10mm 4 pins / Junction supply RGB TF5 for 10mm strips 4 pin |
| ETFC/3IP | Empalme alimentación TF5 monocolor para tiras 8mm 2 pins IP65 / Junction supply single-color TF5 for 8mm strips 2 pin IP65 |
| ETFC/3-10IP | Empalme alimentación TF5 monocolor para tiras 10mm 2 pins IP65 / Junction supply single-color TF5 for 10mm strips 2 pin IP65 |
| ETFRGB/3IP | Empalme alimentación TF5 RGB para tiras 10mm 4 pins IP65 / Junction supply RGB TF5 for 10mm strips 4 pin IP65 |
| ETFRGBW | Empalme para TF5 para tira 12mm – 5 pin / Junction for TF5 for 12mm strips – 5 pin |
| ETFRGBW/3IP | Empalme para TF5 para tira 12mm – 5 pin IP65 / Junction for TF5 for 12mm strips – 5 pin IP65 |

MÓDULO 2 LEDS

2 LEDS MODULE



Medidas / **Sizes:** 61,6mmx15x4,5mm
Alimentación / **Input Voltage:** 12V DC
Potencia Max. / **Max.Power:** 0,48W/m



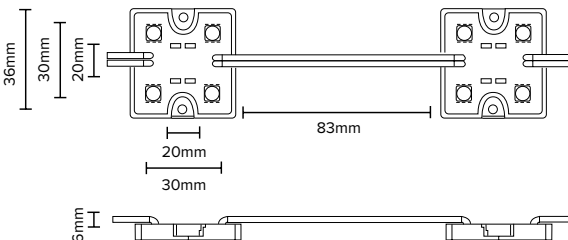
| Ref. Ref. | Color Color | Flujo Lum. Lum Flow |
|--------------|-------------------------------------|------------------------|
| M2R | ■ | 25,4lm/W |
| M2AM | ■ | 20lm/W |
| M2AZ | ■ | 13,3lm/W |

| Ref. Ref. | Color Color | Flujo Lum. Lum Flow |
|--------------|--|------------------------|
| M2V | ■ | 50lm/W |
| M2BF | 6000 K | 66,7lm/W |
| M2BC | 3000 K | 64lm/W |

Fuente de alimentación recomendada para 20Uds: FT121,25 / **Recommended power supply for 20Units: FT121,25**

MÓDULO 4 LEDS

4 LEDS MODULE



Medidas / **Sizes:** 36x36x6mm
Alimentación / **Input Voltage:** 12V DC
Potencia Max. / **Max.Power:** 0,96W/m



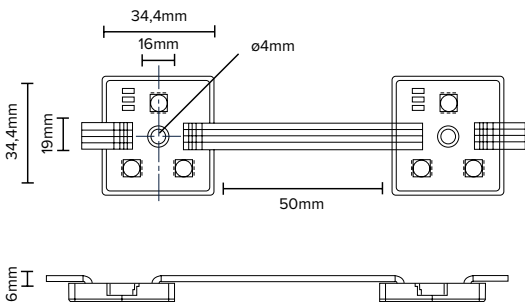
| Ref. Ref. | Color Color | Flujo Lum. Lum Flow |
|--------------|-------------------------------------|------------------------|
| M4R | ■ | 24,4lm/W |
| M4AM | ■ | 19,20lm/W |
| M4AZ | ■ | 12,8lm/W |

| Ref. Ref. | Color Color | Flujo Lum. Lum Flow |
|--------------|--|------------------------|
| M4V | ■ | 48lm/W |
| M4BF | 6000 K | 66,7lm/W |
| M4BC | 3000 K | 64lm/W |

Fuente de alimentación recomendada para 20Uds: LPV3512 / **Recommended power supply for 20Units: LPV3512**

MÓDULO 3 LEDS RGB

3 LEDS MODULE RGB



Medidas / **Sizes:** 34,4x34,4x6mm
Alimentación / **Input Voltage:** 12V DC
Potencia Max. / **Max.Power:** 0,72W/m

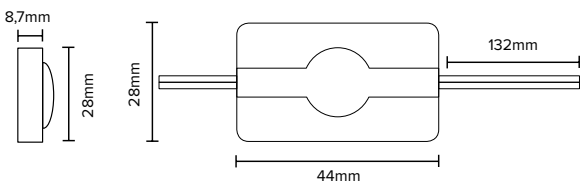


| Ref. Ref. | Color Color | Flujo Lum. Lum Flow |
|--------------|---|---|
| M3RGB | ■ ■ ■ | R: 10,5lm/W G: 18,0lm/W B: 10,5lm/W |

Fuente de alimentación recomendada para 20Uds: LPV3512 / **Recommended power supply for 20Units: LPV3512**

MÓDULO 1 LED

1 LED MODULE



Medidas / **Sizes:** 44x28x8,7mm
Alimentación / **Input Voltage:** 12V DC
Potencia Max. / **Max.Power:** 1,2W/m



| Ref. Ref. | Color Color | Flujo Lum. Lum Flow |
|--------------|--|------------------------|
| M1BF | 6000 K | 115lm/W |
| M1BC | 3000 K | 110lm/W |

Fuente de alimentación recomendada para 20Uds: LPV3512 / **Recommended power supply for 20Units: LPV3512**

PERFILES Y ACCESORIOS / PROFILES AND ACCESSORIES

pg. 35




PERFILES SUPERFICIE PEQUEÑOS / **PROFILE MINI SURFACE**



PERFILES EMPOTRAR PEQUEÑOS / **PROFILE MINI RECESSED**



PERFILES SUPERFICIE MEDIANOS / **PROFILE MEDIUM SURFACE**



PERFILES EMPOTRAR MEDIANOS / **PROFILE MEDIUM RECESSED**




PERFILES ESQUINERA / **CORNER PROFILE**



PERFILES SUPERFICIE GRANDES / **PROFILE BIG SURFACE**



PERFILES TRANSITABLES / **PASSABLE PROFILE**



PERFILES EMPOTRAR GRANDES / **PROFILE BIG RECESSED**



PERFILES ESPECIALES / **SPECIAL PROFILE**



PERFILES OBRA / **CONSTRUCTION PROFILES**

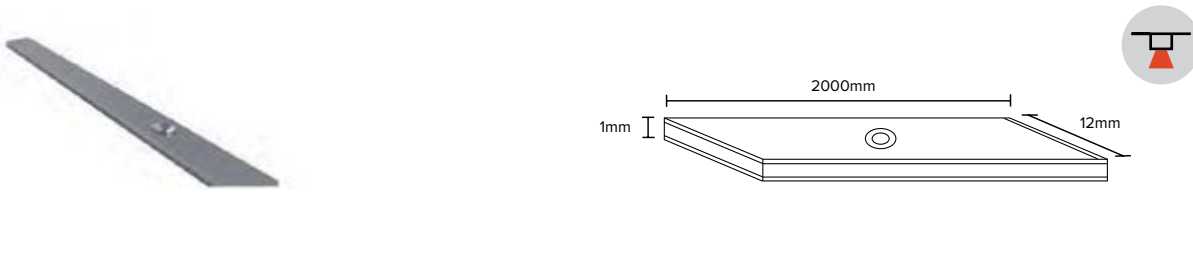


ACCESORIOS / **ACCESSORIES**



PERFIL ALUMINIO PLANO
TROQUELADO

PERFORATED PLANE ALUMINUM
PROFILE



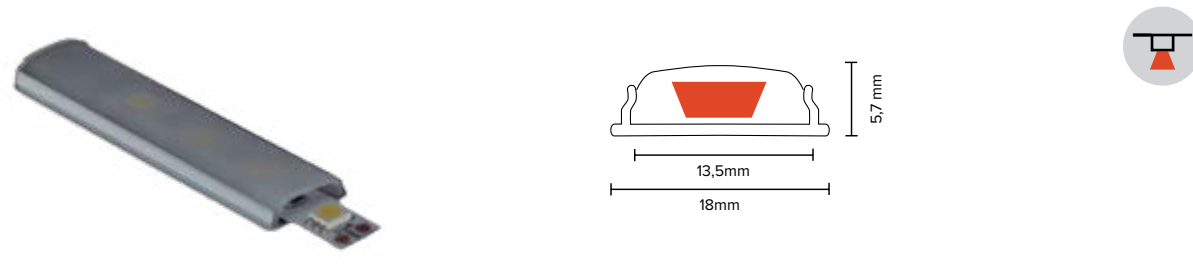
Medidas / **Sizes:** 2000x12x1mm
Color / **Color:**

Aluminio 6063-T5Pot.máx 18W

| Referencia Reference | Descripción Description |
|-------------------------|--|
| PA-S/2 | Perfil aluminio simple troquelado de 12mm / Aluminum profile simple perforated 12mm |

PERFIL ALUMINIO FLEXIBLE

ALUMINUM PROFILE FLEXIBLE



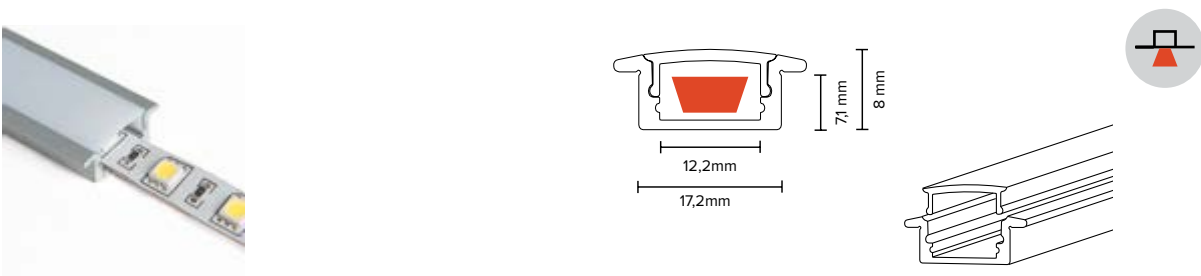
Medidas / **Sizes:** 2000x18x5,7mm
Color / **Color:**

Aluminio 6063-T5Pot.máx 18W

| Referencia Reference | Descripción Description |
|-------------------------|---|
| PA-FL/2 | Perfil aluminio superficie flexible / Aluminum profile flexible surface |
| TFS-FL/2 | Tapón final para perfil superficie flexible / End cap for flexible surface profile |
| DF-O/2FL | Difusor opal perfil PA-FL/2 / Opal diffuser profile PA-FL/2 |
| C-FL/2 | Conector para unir perfiles / Connector to joint profiles |
| GR-P/2 | Grapa sujeción perfil para PA-FL/2 / Clip profile for PA-FL/2 |

PERFIL ALUMINIO EMPOTRAR MINI

ALUMINUM PROFILE MINI
RECESSED



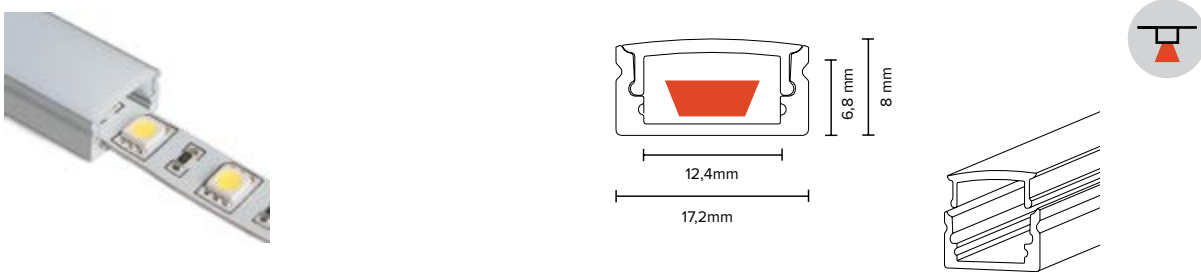
Medidas / **Sizes:** 2000x17.2x8mm
Color / **Color:**

Aluminio 6063-T5Pot.máx 18W

| Referencia Reference | Descripción Description |
|-------------------------|--|
| PA-EM/2 | Perfil aluminio empotrar mini / Aluminum profile recessed mini |
| TFS-EM/2 | Tapón final para perfil empotrar mini / End cap for mini recessed profile |
| TFC-EM/2 | Tapón final para perfil empotrar mini con agujero / End cap for mini recessed profile with hole |
| DF-T/2 | Difusor transparente perfil / Transparent diffuser profile |
| DF-ST/2 | Difusor semi-transparente perfil / Semi-transparent diffuser profile |
| DF-O/2 | Difusor opal brillo / Opal diffuser shine |
| DF-OM/2 | Difusor opal mate / Matt opal diffuser |
| DF-O60-T/2 | Difusor con óptica perfil / Diffuser with optical profile |

PERFIL ALUMINIO SUPERFICIE
MINI

ALUMINUM PROFILE MINI
SURFACE



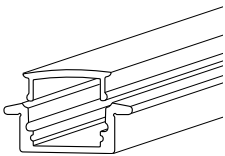
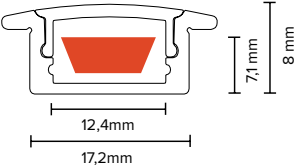
Medidas / **Sizes:** 2000x17.2x8mm
Color / **Color:**

Aluminio 6063-T5Pot.máx 18W

| Referencia Reference | Descripción Description |
|-------------------------|---|
| PA-SM/2 | Perfil aluminio superficie mini / Aluminum profile surface mini |
| TFS-SM/2 | Tapón final para perfil superficie mini / End cap for mini surface profile |
| TFC-SM/2 | Tapón final para perfil superficie mini c/agujero / End cap for mini surface profile with hole |
| DF-T/2 | Difusor transparente / Transparent diffuser |
| DF-ST/2 | Difusor semi-transparente / Semi-transparent diffuser |
| DF-O/2 | Difusor opal brillo / Opal diffuser shine |
| DF-OM/2 | Difusor opal mate / Matt opal diffuser |
| DF-O60-T/2 | Difusor con óptica perfil / Diffuser with optical profile |
| GR-P/2 | Grapa sujeción perfil / Clip profile |

PERFIL ALUMINIO EMPOTRAR
MINI BLANCO

ALUMINUM PROFILE WHITE
MINI RECESSED



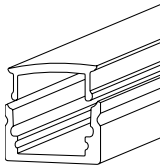
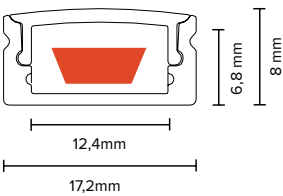
Medidas / **Sizes:** 2000x17.2x8mm
Color / **Color:**

Aluminio
6063-T5 Pot.máx
18W

| Referencia Reference | Descripción Description |
|-------------------------|---|
| PA-EM/2B | Perfil aluminio empotrar mini blanco / Aluminum profile mini recessed white |
| TFS-EM/2B | Tapón final para perfil empotrar mini blanco / End cap for mini white recessed profile |
| TFC-EM/2B | Tapón final para perfil empotrar mini c/agujero blanco / End cap with hole for mini white recessed profile |
| DF-T/2 | Difusor transparente / Transparent diffuser |
| DF-ST/2 | Difusor semi-transparente / Semi-transparent diffuser |
| DF-O/2 | Difusor opal brillo / Opal diffuser shine |
| DF-OM/2 | Difusor opal mate / Matt opal diffuser |
| DF-O60-T/2 | Difusor con óptica / Optical diffuser |

PERFIL ALUMINIO SUPERFICIE
MINI BLANCO

ALUMINUM PROFILE WHITE
MINI SURFACE



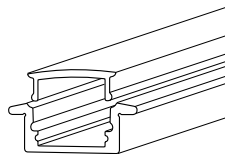
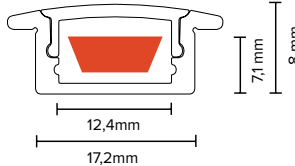
Medidas / **Sizes:** 2000x17.2x8mm
Color / **Color:**

Aluminio
6063-T5 Pot.máx
18W

| Referencia Reference | Descripción Description |
|-------------------------|--|
| PA-SM/2B | Perfil aluminio superficie mini blanco / Aluminum mini white surface profile |
| TFS-SM/2B | Tapón final para perfil superficie mini blanco / End cap for mini white surface profile |
| TFC-SM/2B | Tapón final para perfil superficie mini c/agujero blanco / End cap with hole for mini white surface profile |
| DF-T/2 | Difusor transparente / Transparent diffuser |
| DF-ST/2 | Difusor semi-transparente / Semi-transparent diffuser |
| DF-O/2 | Difusor opal brillo / Opal diffuser shine |
| DF-OM/2 | Difusor opal mate / Matt opal diffuser |
| DF-O60-T/2 | Difusor con óptica / Optical diffuser |
| GR-P/2 | Grapa sujeción / Clip |

PERFIL ALUMINIO EMPOTRAR
MINI NEGRO

ALUMINUM PROFILE BLACK
MINI RECESSED



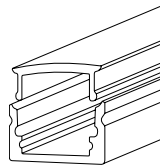
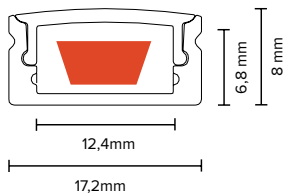

Medidas / **Sizes:** 2000x17.2x8mm
Color / **Color:**

Aluminio
6063-T5 Pot.máx
18W

| Referencia Reference | Descripción Description |
|-------------------------|--|
| PA-EM/2N | Perfil aluminio empotrar mini negro / Aluminum mini black recessed profile |
| TFS-EM/2N | Tapón final para perfil empotrar mini negro / End cap for mini black recessed profile |
| TFC-EM/2N | Tapón final para perfil empotrar mini c/agujero negro / End cap with hole for mini black recessed profile |
| DF-T/2 | Difusor transparente / Transparent diffuser |
| DF-ST/2 | Difusor semi-transparente / Semi-transparent diffuser |
| DF-O/2 | Difusor opal brillo / Opal diffuser shine |
| DF-OM/2 | Difusor opal mate / Matt opal diffuser |
| DF-N/2 | Difusor opal negro / Black opal diffuser |
| DF-O60-T/2 | Difusor con óptica / Optical diffuser |

PERFIL ALUMINIO SUPERFICIE
MINI NEGRO

ALUMINUM PROFILE BLACK
MINI SURFACE



Medidas / **Sizes:** 2000x17.2x8mm
Color / **Color:**

Aluminio
6063-T5 Pot.máx
18W

| Referencia Reference | Descripción Description |
|-------------------------|---|
| PA-SM/2N | Perfil aluminio superficie mini negro / Aluminum mini black surface profile |
| TFS-SM/2N | Tapón final para perfil superficie mini negro / End cap for mini black surface profile |
| TFC-SM/2N | Tapón final para perfil superficie mini c/agujero negro / End cap with hole for mini black surface profile |
| DF-T/2 | Difusor transparente / Transparent diffuser |
| DF-ST/2 | Difusor semi-transparente / Semi-transparent diffuser |
| DF-O/2 | Difusor opal brillo / Opal diffuser shine |
| DF-OM/2 | Difusor opal mate / Matt opal diffuser |
| DF-O60-T/2 | Difusor con óptica / Optical diffuser |
| DF-N/2 | Difusor opal negro / Black Opal diffuser |
| GR-P/2 | Grapa sujeción / Clip |

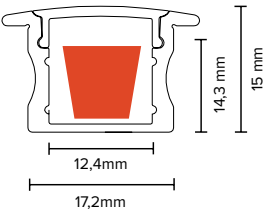
Disponemos de diferentes difusores:
Opal mate, Transparente, Negro,
Semi-transparente, Opal brillante,
Óptica y Óptica 60°.

We have different diffusers:
Matt opal, transparent, black,
semi-transparent, shiny Opal,
Optical and Optical 60°.



PERFIL ALUMINIO EMPOTRAR
ESTÁNDAR

ALUMINUM PROFILE
STANDARD RECESSED



Medidas / **Sizes:** 2000x17.2x15mm
Color / **Color:**

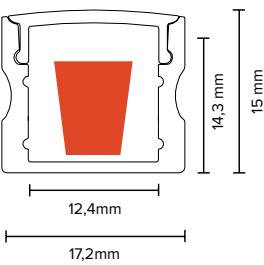
Aluminio
6063-T5

Pot.máx
18W

| Referencia Reference | Descripción Description |
|-------------------------|--|
| PA-EE/2 | Perfil aluminio empotrar estándar / Aluminum profile standard recessed profile |
| TFS-EE/2 | Tapón final para perfil empotrar estándar / End cap for standard recessed profile |
| TFC-EE/2 | Tapón final para perfil empotrar estándar c/agujero / End cap with hole for profile standard recessed |
| DF-T/2 | Difusor transparente / Transparent diffuser |
| DF-ST/2 | Difusor semi-transparente / Semi-transparent diffuser |
| DF-O/2 | Difusor opal brillo / Opal diffuser shine |
| DF-OM/2 | Difusor opal mate / Matt opal diffuser |
| DF-O60-T/2 | Difusor con óptica / Optical diffuser |

PERFIL ALUMINIO SUPERFICIE
ESTÁNDAR

ALUMINUM PROFILE
SURFACE STANDARD



Medidas / **Sizes:** 2000x17.2x15mm
Color / **Color:**

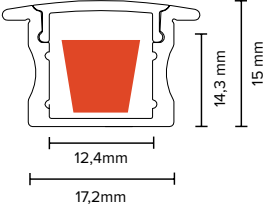
Aluminio
6063-T5

Pot.máx
18W

| Referencia Reference | Descripción Description |
|-------------------------|--|
| PA-SE/2 | Perfil aluminio superficie estándar / Aluminum profile standard surface |
| TFS-SE/2 | Tapón final para perfil estándar / End cap for standard profile |
| TFC-SE/2 | Tapón final para perfil estándar c/agujero / End cap with hole for standard profile |
| DF-T/2 | Difusor transparente / Transparent diffuser |
| DF-ST/2 | Difusor semi-transparente / Semi-transparent diffuser |
| DF-O/2 | Difusor opal brillo / Opal diffuser shine |
| DF-OM/2 | Difusor opal mate / Matt opal diffuser |
| DF-O60-T/2 | Difusor con óptica / Optical diffuser |
| GR-P/2 | Grapa sujeción / Clip |

PERFIL ALUMINIO EMPOTRAR
ESTÁNDAR BLANCO

STANDARD RECESSED
ALUMINUM PROFILE WHITE



Medidas / **Sizes:** 2000x17.2x15mm
Color / **Color:**

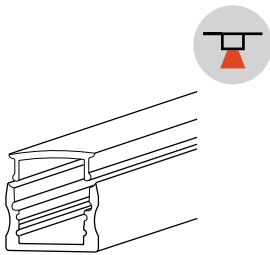
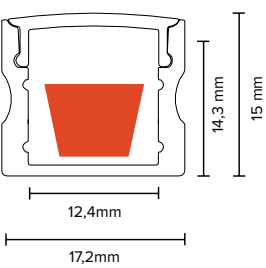
Aluminio
6063-T5

Pot.máx
18W

| Referencia Reference | Descripción Description |
|-------------------------|---|
| PA-EE/2B | Perfil aluminio empotrar estándar blanco/ Aluminum profile white standard recessed |
| TFS-EE/2B | Tapón final para perfil empotrar estándar blanco/ End cap for profile white standard recessed |
| TFC-EE/2B | Tapón final para perfil empotrar estándar c/agujero blanco / End cap with hole for profile white standard recessed |
| DF-T/2 | Difusor transparente perfil / Transparent diffuser for profile |
| DF-ST/2 | Difusor semi-transparente perfil / Semi-transparent diffuser profile |
| DF-O/2 | Difusor opal brillo / Opal diffuser shine |
| DF-OM/2 | Difusor opal mate / Matt opal diffuser |
| DF-O60-T/2 | Difusor con óptica perfil / Optical diffuser profile |

PERFIL ALUMINIO SUPERFICIE
ESTÁNDAR BLANCO

ALUMINUM PROFILE
STANDARD WHITE



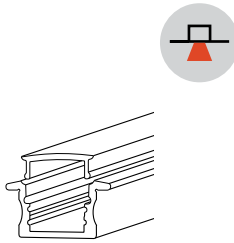
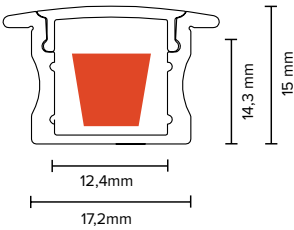
Medidas / **Sizes:** 2000x17.2x15mm
Color / **Color:**

Aluminio
6063-T5 Pot.máx
18W

| Referencia Reference | Descripción Description |
|-------------------------|---|
| PA-SE/2B | Perfil aluminio superficie estándar blanco / Aluminum profile standard surface white |
| TFS-SE/2B | Tapón final para perfil estándar blanco / End cap for standard white profile |
| TFC-SE/2B | Tapón final para perfil estándar c/agujero blanco / End cap with hole for white standard profile |
| DF-T/2 | Difusor transparente / Transparent diffuser |
| DF-ST/2 | Difusor semi-transparente / Semi-transparent diffuser |
| DF-O/2 | Difusor opal brillo / Opal diffuser shine |
| DF-OM/2 | Difusor opal mate / Matt opal diffuser |
| DF-O60-T/2 | Difusor con óptica / Optical diffuser |
| GR-P/2 | Grapa sujeción / Clip |

PERFIL ALUMINIO EMPOTRAR
ESTÁNDAR NEGRO

ALUMINUM PROFILE
STANDARD RECESSED BLACK



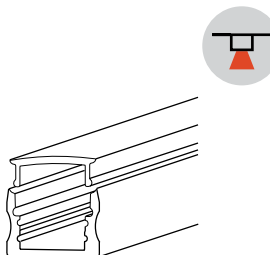
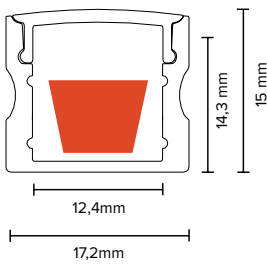
Medidas / **Sizes:** 2000x17.2x15mm
Color / **Color:**

Aluminio
6063-T5 Pot.máx
18W

| Referencia Reference | Descripción Description |
|-------------------------|--|
| PA-EE/2N | Perfil aluminio empotrar estándar negro / Aluminum profile standard black recessed |
| TFS-EE/2N | Tapón final para perfil empotrar estándar negro / End cap for profile standard black recessed |
| TFC-EE/2N | Tapón final para perfil empotrar estándar c/agujero negro / End cap with hole for recessed standard black profile |
| DF-T/2 | Difusor transparente / Transparent diffuser |
| DF-ST/2 | Difusor semi-transparente / Semi-transparent diffuser |
| DF-O/2 | Difusor opal brillo / Opal diffuser shine |
| DF-OM/2 | Difusor opal mate / Matt opal diffuser |
| DF-N/2 | Difusor opal negro / Black Opal diffuser |
| DF-O60-T/2 | Difusor con óptica / Optical diffuser |

PERFIL ALUMINIO SUPERFICIE
ESTÁNDAR NEGRO

SURFACE ALUMINUM PROFILE
STANDARD BLACK



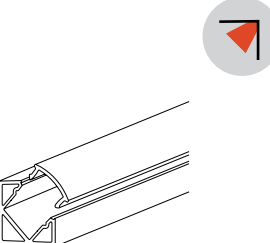
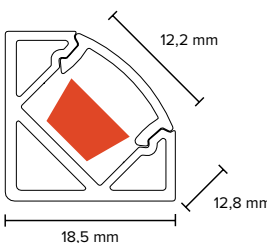
Medidas / **Sizes:** 2000x17.2x15mm
Color / **Color:**

Aluminio
6063-T5 Pot.máx
18W

| Referencia Reference | Descripción Description |
|-------------------------|---|
| PA-SE/2N | Perfil aluminio superficie estándar negro / Aluminum profile surface black standard |
| TFS-SE/2N | Tapón final para perfil estándar negro / End cap for standard profile black |
| TFC-SE/2N | Tapón final para perfil estándar c/agujero negro / End cap with hole for profile surface black |
| DF-T/2 | Difusor transparente / Transparent diffuser |
| DF-ST/2 | Difusor semi-transparente / Semi-transparent diffuser |
| DF-O/2 | Difusor opal brillo / Opal diffuser shine |
| DF-OM/2 | Difusor opal mate / Matt opal diffuser |
| DF-O60-T/2 | Difusor con óptica / Optical diffuser |
| DF-N/2 | Difusor opal negro / Black Opal diffuser |
| GR-P/2 | Grapa sujeción / Clip |

PERFIL ALUMINIO ESQUINERA

CORNER ALUMINUM PROFILE



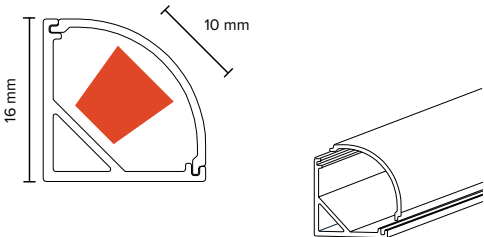
Medidas / **Sizes:** 2000x18,5x18,5mm
Color / **Color:**

Aluminio
6063-T5 Pot.máx
18W

| Referencia Reference | Descripción Description |
|-------------------------|---|
| PA-ET/2 | Perfil aluminio esquinera / Corner aluminum profile |
| TFS-ET/2 | Tapón final para perfil esquinera ET / End cap for corner profile ET |
| TFC-ET/2 | Tapón final para perfil esquinera ET c/agujero / End cap with hole for corner profile ET |
| DF-T/2 | Difusor transparente / Transparent diffuser |
| DF-ST/2 | Difusor semi-transparente / Semi-transparent diffuser |
| DF-O/2 | Difusor opal brillo / Opal diffuser shine |
| DF-OM/2 | Difusor opal mate / Matt opal diffuser |
| DF-O60-T/2 | Difusor con óptica / Optical diffuser |
| GR-P/2ET | Grapa sujeción para perfil esquinera PA-ET / Clip for corner profile PA-ET |

PERFIL ALUMINIO ESQUINERA
REDONDO

ROUND CORNER ALUMINUM
PROFILE



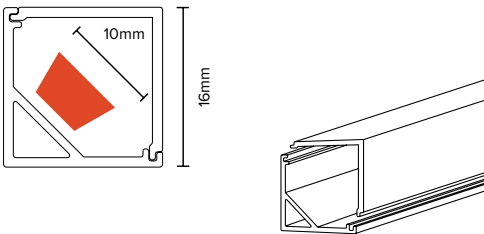
Medidas / **Sizes:** 2000x16x16mm
Color / **Color:**

Aluminio
6063-T5 Pot.mdx
18W

| Referencia Reference | Descripción Description |
|-------------------------|---|
| PA-ET/2-R | Perfil aluminio esquinera / Aluminum profile round corner |
| DF-O/2-PAR | Difusor opal perfil esquinera redondo / Opal diffuser for round corner profile |
| TFS-ET/2R | Tapón final para perfil esquinera redondo / End cap for round corner profile |
| TFC-ET/2R | Tapón final para perfil esquinera redondo c/agujero / End cap with hole for round corner profile |
| GR-P/2-ETCR | Grapa perfil esquinera cuadrado-redondo / Clip for round or square corner profile |

PERFIL ALUMINIO ESQUINERA
CUADRADO

SQUARE CORNER ALUMINUM
PROFILE



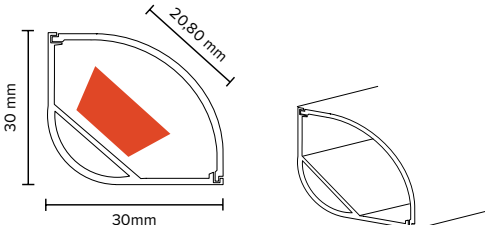
Medidas / **Sizes:** 2000x16x16mm
Color / **Color:**

Aluminio
6063-T5 Pot.mdx
18W

| Referencia Reference | Descripción Description |
|-------------------------|---|
| PA-ET/2-R | Perfil aluminio esquinera / Aluminum corner profile |
| DF-O/2-PAC | Difusor opal perfil esquinera cuadrado / Opal diffuser for square corner profile |
| TFS-ET/2C | Tapón final para perfil esquinera cuadrado / End cap for square corner profile |
| TFC-ET/2C | Tapón final para perfil esquinera cuadrado c/agujero / End cap with hole for square corner profile |
| GR-P/2-ETCR | Grapa perfil esquinera cuadrado-redondo / Profile's Clip for square or round profile |

PERFIL DE ALUMINIO ESQUINERO
30MM

CORNER ALUMINUM PROFILE
30MM



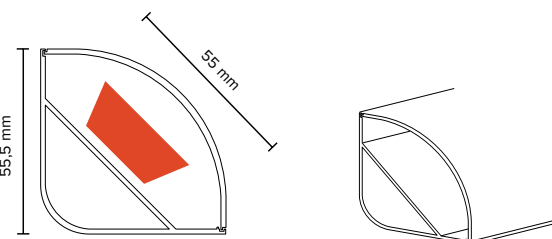
Medidas / **Sizes:** 2000x30x30mm
Color / **Color:**

Aluminio
6063-T5 Pot.mdx
52W

| Referencia Reference | Descripción Description |
|-------------------------|--|
| PA-LS42/2 | Perfil aluminio esquinero 30mm / Aluminum corner profile 30mm |
| DF-O/2-LS42 | Difusor opal perfil PA-LS42 / Opal diffuser profile PA-LS42 |
| TFS-LS42/2 | Tapón final para perfil LS42 / End cap for profile LS42 |
| TFC-LS42/2 | Tapón final para perfil LS42 c/agujero / End cap with hole for profile LS42 |

PERFIL DE ALUMINIO ESQUINERO
55MM

CORNER ALUMINUM PROFILE
55MM



Medidas / **Sizes:** 2000x55,5x55,5mm
Color / **Color:**

Aluminio
6063-T5 Pot.mdx
70W

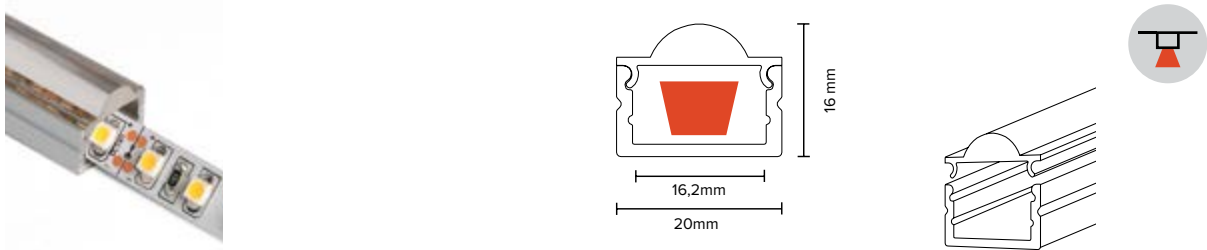
| Referencia Reference | Descripción Description |
|-------------------------|--|
| PA-LS77/2 | Perfil aluminio esquinero 55mm / Aluminum corner profile 55mm |
| DF-O/2-LS77 | Difusor opal perfil PA-LS77 / Opal diffuser profile PA-LS77 |
| TFS-LS77/2 | Tapón final para perfil LS77 / End cap for profile LS77 |
| TFC-LS77/2 | Tapón final para perfil LS77 c/agujero / End cap with hole for profile LS77 |



PERFILES DE MEDIA Y ALTA POTENCIA PARA CUALQUIER INSTALACIÓN /
PROFILES WITH MEDIUM AND HIGH POWER FOR ANY INSTALATION

PERFIL ALUMINIO 16MM CON
ÓPTICA

ALUMINUM PROFILE 16MM
WITH OPTICAL

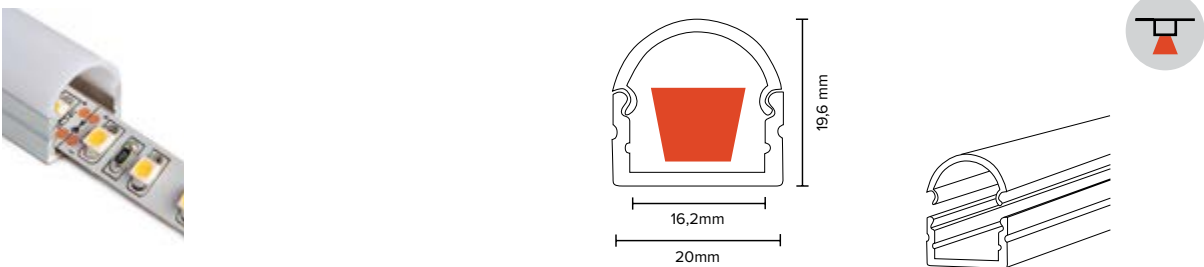


Medidas / **Sizes:** 2000x20x16mm
Color / **Color:**

| Referencia Reference | Descripción Description |
|-------------------------|--|
| PA-CO/2 | Perfil aluminio tipo 16mm / Aluminum profile type 16mm |
| DF-T/2CO | Difusor transparente con óptica 60° / Transparent diffuser with optic 60° |
| TFS-CO/2 | Tapón final ciego / End cap blind |
| TFC-CO/2 | Tapón final con agujero / End cap with hole |
| GR-P/2CO | Grapa perfil CO/2 / CO/2 clip profile |

PERFIL ALUMINIO 16 MM
REDONDO

ALUMINUM PROFILE 16MM
ROUND

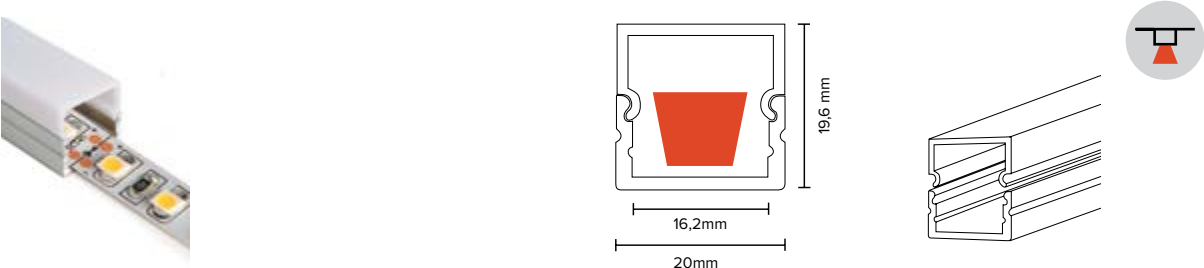


Medidas / **Sizes:** 2000x20x19,6mm
Color / **Color:**

| Referencia Reference | Descripción Description |
|-------------------------|--|
| PA-CO/2 | Perfil aluminio tipo 16mm / Aluminum profile type 16mm |
| DF-O/2CO-R | Difusor opal mate redondo perfil CO/2 / Matt opal round diffuser for CO/2 profile |
| TFS-CO/2-R | Tapón final ciego / End cap blind |
| TFC-CO/2-R | Tapón final con agujero / End cap with hole |
| GR-P/2CO | Grapa perfil CO/2 / Clip for profile CO/2 |

PERFIL ALUMINIO 16MM
CUADRADO

ALUMINUM PROFILE 16MM
SQUARE

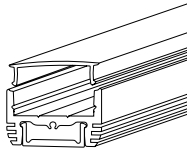
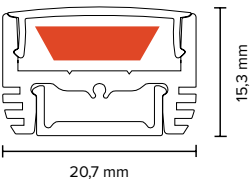


Medidas / **Sizes:** 2000x20x19,6mm
Color / **Color:**

| Referencia Reference | Descripción Description |
|-------------------------|---|
| PA-CO/2 | Perfil aluminio tipo 16mm / Aluminum profile type 16mm |
| DF-O/2CO-C | Difusor opal mate cuadrado perfil CO/2 / Opal, matt, square diffuser for CO/2 profile |
| TFS-CO/2-C | Tapón final ciego para CO/2 cuadrado / End cap blind for square CO/2 |
| TFC-CO/2-C | Tapón final con agujero para CO/2 cuadrado / End cap with hole for square CO/2 profile |
| GR-P/2CO | Grapa perfil CO/2 / Clip profile CO/2 |

PERFIL ALUMINIO CON CANAL

ALUMINUM PROFILE WITH GUIDE



Medidas / **Sizes:** 2000x20.7x15.3mm
Color / **Color:**

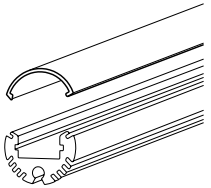
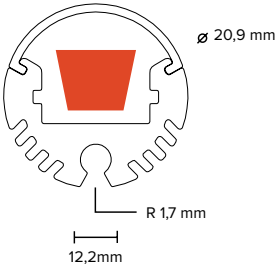
Aluminio
6063-T5

Pot.máx
42W

| Referencia Reference | Descripción Description |
|-------------------------|---|
| PA-CC/2 | Perfil aluminio con canal / Aluminum profile with guide |
| DF-O/2-AD26 | Difusor opal para perfil con canal / Opal diffuser for profile with guide |
| DF-T/2CC | Difusor transparente para perfil con canal / Transparent diffuser for profile with guide |
| TFS-CC/2 | Tapón final ciego para perfil con canal / End cap blind |
| TFC-CC/2 | Tapón final con agujero para perfil con canal / End cap blind for profile with guide |
| GR-P/2CC | Grapa para perfil con canal / Clip for profile with guide |

PERFIL ALUMINIO REDONDO

ROUND ALUMINUM PROFILE



Medidas / **Sizes:** ø20,9mm
Color / **Color:**

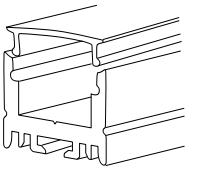
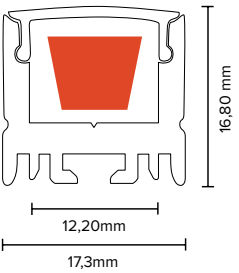
Aluminio
6063-T5

Pot.máx
18W

| Referencia Reference | Descripción Description |
|-------------------------|--|
| PA-RE/2 | Perfil aluminio redondo / Round aluminum profile |
| TFS-RE/2 | Tapón final para perfil redondo / End cap for round profile |
| TFC-RE/2 | Tapón final para perfil redondo c/agujero / End cap with hole for round profile |
| DF-O/2RE | Difusor opal para perfil PA-RE/2 / Opal diffuser for PA-RE/2 profile |

PERFIL DE ALUMINIO SUPERFICIE
ALTA DENSIDAD 12,2MM

ALUMINUM PROFILE SURFACE
HIGH DENSITY 12,2MM



Medidas / **Sizes:** 2000x17.3x16.80mm
Color / **Color:**

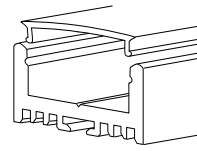
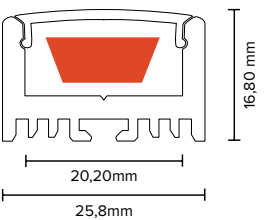
Aluminio
6063-T5

Pot.máx
52W

| Referencia Reference | Descripción Description |
|-------------------------|---|
| PA-AD18/2 | Perfil aluminio superficie alta densidad 12,2mm / Aluminum profile surface high density 12,2mm |
| DF-O/2 | Difusor opal brillo / Opal diffuser shine |
| DF-OM/2 | Difusor opal mate / Mat opal diffuser |
| DF-T/2 | Difusor transparente / Transparent diffuser |
| DF-ST/2 | Difusor semi-transparente / Semi-transparent diffuser |
| DFO60-T/2 | Difusor con óptica / Optical diffuser |
| TFS-AD18/2 | Tapón final para perfil AD18 / End cap for profile AD18 |
| TFC-AD18/2 | Tapón final para perfil AD18 c/agujero / End cap with hole for profile AD18 |
| GR-AD18/2 | Grapa sujeción para perfil PA-AD18/2 / Clip for profile PA-AD18/2 |

PERFIL DE ALUMINIO SUPERFICIE
ALTA DENSIDAD 20,2MM

ALUMINUM PROFILE SURFACE
HIGH DENSITY 20,2MM



Medidas / **Sizes:** 2000x25.8x16.80mm
Color / **Color:**

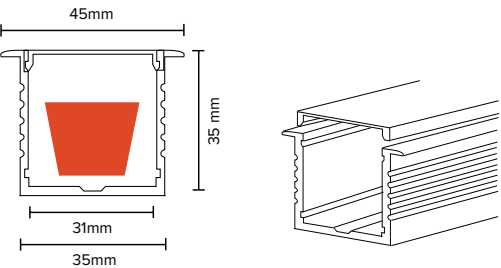
Aluminio
6063-T5

Pot.máx
52W

| Referencia Reference | Descripción Description |
|-------------------------|---|
| PA-AD26/2 | Perfil aluminio superficie alta densidad 20,2mm / Aluminum profile surface high density 20,2mm |
| DF-O/2-AD26 | Difusor opal perfil PA-AD26/2 / Opal diffuser profile PA-AD26/2 |
| TFS-AD26/2 | Tapón final para perfil AD26 / End cap for profile AD26 |
| TFC-AD26/2 | Tapón final para perfil AD26 c/agujero / End cap with hole for profile AD26 |
| GR-AD26/2 | Grapa sujeción para perfil AD26 / Clip for profile AD26 |

PERFIL ALUMINIO EMPOTRAR
31MM

RECESSED ALUMINUM PROFILE
31MM



Medidas / **Sizes:** 2000x35x35mm
Color / **Color:**

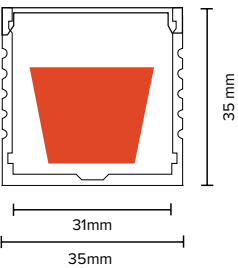
Aluminio
6063-T5

Pot.máx
52W

| Referencia Reference | Descripción Description |
|-------------------------|--|
| PA-AA/3 | Perfil aluminio empotrar ancho 31mm / Aluminum recessed profile wide 31mm |
| DF-O/3AA | Difusor opal para perfil PA-AA/3 / Opal diffuser for profile PA-AA/3 |
| DF-T/3AA | Difusor transparente para perfil PA-AA/3 / Transparent diffuser for profile PA-AA/3 |
| TFS-AA/3 | Tapón final para perfil ancho 31mm / End cap for profile wide 31mm |
| TFC-AA/3 | Tapón final para perfil ancho 31mm c/ agujero / End cap with hole for profile wide 31mm |
| GR-EAD/2 | Grapa para techo hueco / Clip for hollow ceiling |
| GR-P/M | Grapa con muelle para techo hueco / Clip with spring for hollow ceiling |

PERFIL ALUMINIO SUPERFICIE
31MM

ALUMINUM PROFILE SURFACE
31MM



Medidas / **Sizes:** 2000x35x35mm
Color / **Color:**

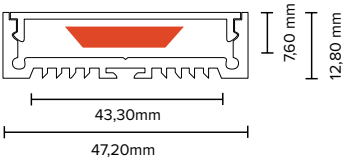
Aluminio
6063-T5

Pot.máx
52W

| Referencia Reference | Descripción Description |
|-------------------------|--|
| PA-AAS/3 | Perfil aluminio superficie ancho 31mm / Aluminum profile surface wide 31mm |
| DF-T/3AA | Difusor transparente para perfil PA-AA/3 / Transparent diffuser for profile PA-AA/3 |
| DF-O/3AA | Difusor opal para perfil PA-AAS/3 / Opal diffuser for profile PA-AAS/3 |
| TFS-AAS/3 | Tapón final para perfil ancho 31mm / End cap for profile wide 31mm |
| TFC-AAS/3 | Tapón final para perfil ancho 31mm c/ agujero / End cap with hole for profile wide 31mm |

PERFIL DE ALUMINIO SUPERFICIE
ALTA DENSIDAD 43,3MM BAJO

SURFACE HIGH DENSITY ALU-
MINUM PROFILE 43,3MM LOW



Medidas / **Sizes:** 2000x47,20x12,80mm
Color / **Color:**

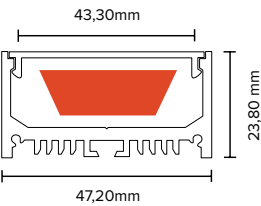
Aluminio
6063-T5

Pot.máx
70W

| Referencia Reference | Descripción Description |
|-------------------------|--|
| PA-ADA18/2 | Perfil aluminio superficie alta densidad 43,3mm bajo / Aluminum profile surface high density 43,3mm low |
| DF-O/2-ADA | Difusor opal perfil PA-ADA18-ADA24 y EAD / Opal diffuser profile PA-ADA18-ADA24 and EAD |
| TFS-ADA18/2 | Tapón final para perfil ADA18 / End cap for profile ADA18 |

PERFIL DE ALUMINIO
SUPERFICIE ALTA DENSIDAD
43,3MM ESTÁNDAR

ALUMINUM PROFILE
SURFACE HIGH DENSITY
43,3MM STANDARD



Medidas / **Sizes:** 2000x47,2x23,8mm
Color / **Color:**

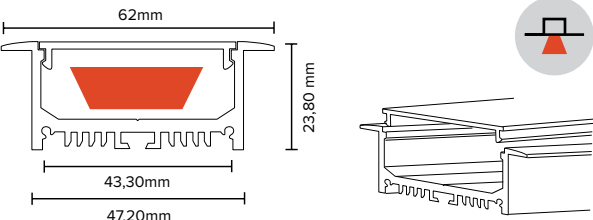
Aluminio
6063-T5

Pot.máx
70W

| Referencia Reference | Descripción Description |
|-------------------------|--|
| PA-ADA24/2 | Perfil aluminio superficie alta densidad / Aluminum profile high density surface |
| DF-O/2-ADA | Difusor opal perfil PA-ADA18-ADA24 y EAD / Opal diffuser profile PA-ADA18-ADA24 and EAD |
| TFS-ADA24/2 | Tapón final para perfil ADA24 / End cap for profile ADA24 |

PERFIL DE ALUMINIO EMPOTRAR
ALTA DENSIDAD 43,3MM

ALUMINUM PROFILE RECESSED
HIGH DENSITY 43,3MM



Medidas / **Sizes:** 2000x47,2x23,8mm
Color / **Color:**

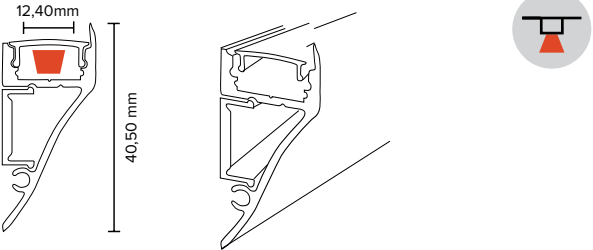
| Referencia Reference | Descripción Description |
|-------------------------|---|
| PA-EAD/2 | Perfil aluminio empotrar alta densidad 43,3mm/ Aluminum profile recessed high density 43,3mm |
| DF-O/2-ADA | Difusor opal perfil PA-ADA18-ADA24 y EAD / Opal diffuser profiles PA-ADA18-ADA24 and EAD |
| TFS-EAD/2 | Tapón final para perfil EAD / End cap for profile EAD |
| GR-EAD/2 | Grapa sujeción para perfil EAD / Clip for profile EAD |
| GR-P/M | Grapa con muelle para techo hueco / Clip with spring for hollow ceiling |

Aluminio
6063-T5

Pot.máx
70W

PERFIL DE ALUMINIO PARA
ZÓCALOS

ALUMINUM PROFILE FOR
SKIRTING BOARDS



Medidas / **Sizes:** 2000x12,40x40,50mm
Color / **Color:**

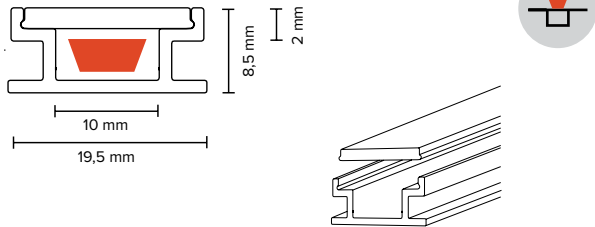
| Referencia Reference | Descripción Description |
|-------------------------|--|
| PA-ZR/2 | Perfil aluminio para zócalos / Aluminum profile for skirting boards |
| DF-O/2 | Difusor opal perfil / Opal diffuser profiles |
| TFS-ZR/2 | Tapón final para perfil ZR / End cap for profile ZR |
| GR-P/2CC | Grapa para perfil / Clip for profile |

Aluminio
6063-T5

Pot.máx
18W

PERFIL ALUMINIO TRANSITABLE

ALUMINUM PROFILE PASSABLE



Medidas / **Sizes:** 2000x19,5x8,5mm
Color / **Color:**

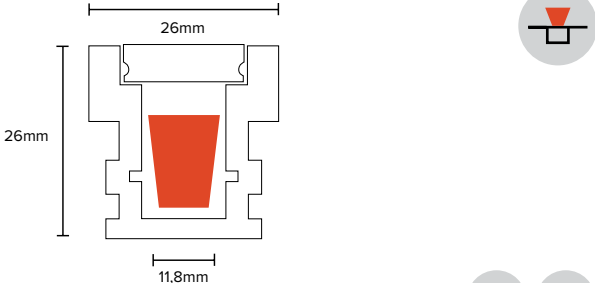
| Referencia Reference | Descripción Description |
|-------------------------|---|
| PA-E/2 | Perfil aluminio empotrar transitable / Aluminum profile passable recessed |
| TFS-E/2 | Tapón final para perfil transitable E / End cap for profile passable E |
| TFC-E/2 | Tapón final para perfil transitable E c/agujero / End cap with hole for profile passable E |
| DF-O/2E | Difusor opal grueso para perfil PA-E / Opal thick diffuser for PA-E profile |
| 5050UV | Resina 1kg y endurecedor 0,4kg / Resin 1kg and hardener 0.4kg |

Aluminio
6063-T5

Pot.máx
18W

PERFIL ALUMINIO TRANSITABLE

ALUMINUM PROFILE PASSABLE



Medidas / **Sizes:** 2000x26x26mm
Color / **Color:**

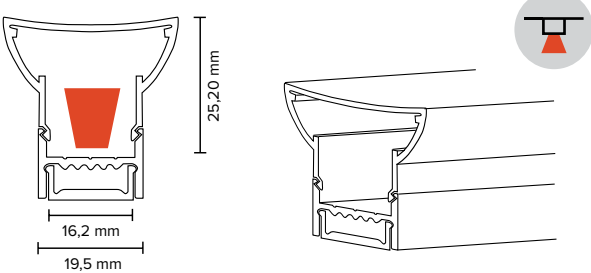
| Referencia Reference | Descripción Description |
|-------------------------|---|
| PA-EP/2 | Perfil aluminio empotrar transitable / Passable aluminum recessed profile |
| TFS-EP/2 | Tapón final para perfil empotrar transitable / End cap for recessed passable profile |
| DF-O/2-EP | Difusor opal perfil EP/ Opal diffuser for profile EP |
| 5050UV | Resina 1kg y endurecedor 0,4kg / Resin 1kg and hardener 0.4kg |

Aluminio
6063-T5

Pot.máx
52W

PERFIL DE ALUMINIO FORMA Y

ALUMINUM PROFILE SHAPE Y



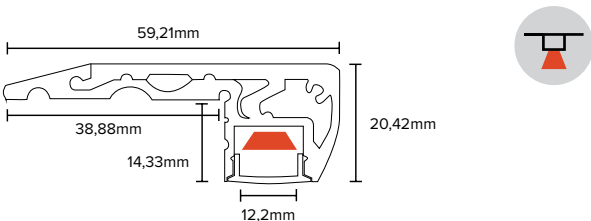
Medidas / **Sizes:** 2000x19.5x25,20mm
Color / **Color:**

Aluminio
6063-T5 Pot.máx
20W

| Referencia Reference | Descripción Description |
|-------------------------|--|
| PA-Y/2 | Perfil aluminio forma Y / Aluminum profile shape Y |
| DF-O/2Y | Difusor opal perfil PA-Y / Opal diffuser profile PA-Y |
| TFS-Y/2 | Tapón final para perfil Y / End cap for profile Y |
| GR-P/2CC | Grapa / Clip |

PERFIL DE ALUMINIO PARA PELDAÑOS

ALUMINUM PROFILE FOR STEPS



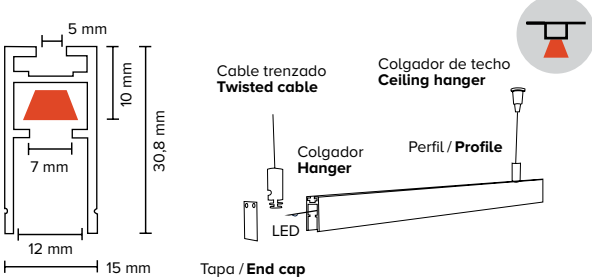
Medidas / **Sizes:** 2000x59,21x20,42mm
Color / **Color:**

Aluminio
6063-T5 Pot.máx
18W

| Referencia Reference | Descripción Description |
|-------------------------|---|
| PA-PPE/2 | Perfil aluminio para peldaños / Aluminum profile for steps |
| DF-O/3ET | Difusor opal perfil PA-PPE / Opal diffuser profile PA-PPE |
| TFS-PPE/2-D | Tapón final para perfil PPE-Derecha / End cap for profile PPE-Right |
| TFS-PPE/2-l | Tapón final para perfil PPE-Izquierda / End cap for profile PPE-Left |

PERFIL ALUMINIO ELH

ALUMINUM PROFILE ELH



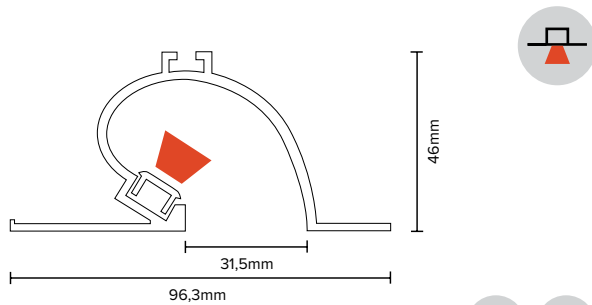

Medidas / **Sizes:** 2000x15x30,8mm
Color / **Color:**

Aluminio
6063-T5 Pot.máx
18W

| Referencia Reference | Descripción Description |
|-------------------------|--|
| PA-ELH | Perfil aluminio para estantes luminosos ELH / Aluminum profile for ELH shelf lighting |
| TSA7 | Tapón final para perfil PA-ELH / End cap for PA-ELH profile |
| C-ELH | Colgador para perfil ELH / Hanger for ELH profile |
| GP-ELH | Grapa pared para colgador ELH / Wall-clip for ELH hanger |
| CA-ELH | Cable de acero para colgador ELH / Iron cable for ELH hanger |
| E-ELH | Escuadra para ELH / Flat L-bracket for ELH |

PERFIL ALUMINIO EMPOTRAR ASIMÉTRICO INDIRECTO BLANCO

ALUMINUM PROFILE RECESSED ASYMMETRIC INDIRECT WHITE



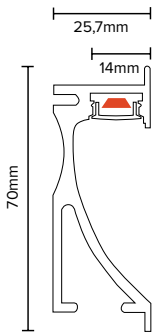
Medidas / **Sizes:** 2000x96,3x46mm
Color / **Color:**

Aluminio
6063-T5 Pot.máx
20W

| Referencia Reference | Descripción Description |
|-------------------------|--|
| PA-ERA/2B | Perfil aluminio de empotrar asimétrico indirecto blanco / Aluminum profile recessed asymmetric indirect white |
| TFC-ERA/2B | Tapa final para perfil aluminio de empotrar asimétrico indirecto blanco / End cap for aluminum profile recessed white assymetric indirect |
| GR-P/MERA | Grapa para perfil aluminio de empotrar asimétrico blanco / Clip for aluminum profile recessed asymmetric white |
| DF-O/3ET | Difusor opal / Opal diffuser |

PERFIL PARA EMPOTRAR EN PARED

PROFILE TO EMBED IN WALL



Aluminio
6063-T5

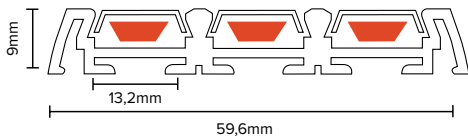
Pot.máx
18W

Medidas / **Sizes:** 2000x70x25,7mm
Color / **Color:**

| Referencia Reference | Descripción Description |
|-------------------------|--|
| PA-PEP/2 | Perfil para empotrar pared / Profile to embed in wall |
| TFS-PEP/2 | Tapón final para perfil de empotrar de pared / End cap for recessed of wallprofile |
| TFC-PEP/2 | Tapón final para perfil empotrar c/agujero / End cap with hole for profile recessed |
| DF-O/3ET | Difusor opal perfil / Opal diffuser for profiles |

PERFIL TRIPLE BARRA

TRIPLE BAR PROFILE



Aluminio
6063-T5

Pot.máx
18W

Medidas / **Sizes:** 2000x59,6x9mm
Color / **Color:**

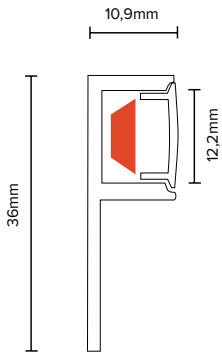
| Referencia Reference | Descripción Description |
|-------------------------|---|
| PA-3SM/2 | Perfil triple barra / Bar profile triple |
| TFS-3SM/2 | Tapón final para perfil aluminio / End cap for aluminum profile |
| DF-O/2-3SM | Difusor opal para perfil PA-3SM/2 / Opal difusser for profile PA-3SM/2 |



PERFILES PARA INSTALACIÓN EN OBRA / **PROFILE FOR CONTRUCTION INSTALATION**

PERFIL PARA EMPOTRAR EN OBRA MINI

PROFILE TO EMBED IN MINI CONSTRUCTION



Aluminio
6063-T5

Pot.máx
18W

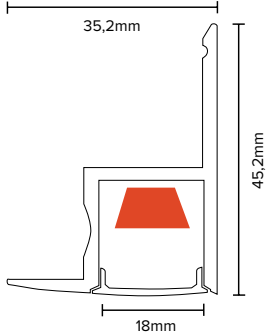
Medidas / **Sizes:** 2000x10,9x36mm
Color / **Color:**

| Referencia Reference | Descripción Description |
|-------------------------|---|
| PA-OSM/2 | Perfil aluminio mini para obra / Aluminum profile mini for construction |
| TFS-OSM/2 | Tapón final para perfil falso techo / End cap for false ceiling profile |
| TFC-OSM/2 | Tapón final para perfil falso techo c/agujero blanco / End cap false ceiling profile with hole white |
| DF-O/3ET | Difusor opal para perfil / Opal diffusor for profile |

PERFIL PARA FALSO TECHO
SUJECIÓN PARED



PROFILE FOR FALSE CEILING
FASTERING WALL



Medidas / **Sizes:** 2000x35,2x45,2mm
Color / **Color:**

Aluminio
6063-T5

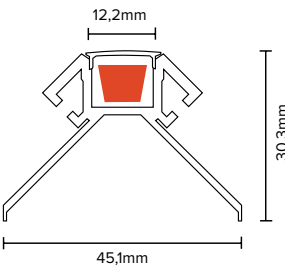
Pot.máx
18W

| Referencia Reference | Descripción Description |
|-------------------------|---|
| PA-FT/2 | Perfil aluminio para falso techo / Aluminum profile for false ceiling |
| TFS-FT/2 | Tapón final para perfil falso techo / End cap for false ceiling profile |
| TFC-FT/2 | Tapón final para perfil falso techo c/agujero blanco / End cap for false ceiling profile with hole white |
| DF-O/2FT | Difusor opal para perfil / Opal diffuser for profile |

PERFIL ALUMINIO ESQUINERO
EXTERIOR



ALUMINUM PROFILE
EXTERNAL CORNER



Medidas / **Sizes:** 2000x45,18x30,3mm
Color / **Color:**

Aluminio
6063-T5

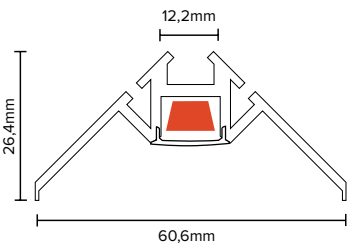
Pot.máx
18W

| Referencia Reference | Descripción Description |
|-------------------------|--|
| PA-OEE/2 | Perfil aluminio esquinero exterior / Aluminum profile exterior corner |
| TFS-OEE/2 | Tapón final para perfil esquinero / End cap for corner profile |
| TFC-OEE/2 | Tapón final para perfil esquinero c/agujero blanco / End cap with hole for corner profile white |
| DF-O/3ET | Difusor opal para perfil / Opal diffuser for profile |

PERFIL ALUMINIO ESQUINERO
INTERIOR



ALUMINUM PROFILE
INTERIOR CORNER



Medidas / **Sizes:** 2000x60,6x26,4mm
Color / **Color:**

Aluminio
6063-T5

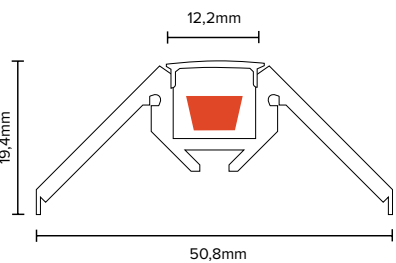
Pot.máx
18W

| Referencia Reference | Descripción Description |
|-------------------------|---|
| PA-OEI/2 | Perfil aluminio esquinero interior obra / Aluminum profile corner interior construction |
| TFS-OEI/2 | Tapón final para perfil esquinero interior / End cap for corner interior profile |
| TFC-OEI/2 | Tapón final para perfil esquinero interior c/agujero / End cap with hole for corner profile interior |
| DF-O/3ET | Difusor opal para perfil / Opal diffuser for profile |

PERFIL ALUMINIO ESQUINERO
EXTERIOR VISTO



ALUMINUM PROFILE
EXTERNAL CORNER SEEN



Medidas / **Sizes:** 2000x50,8x19,4mm
Color / **Color:**

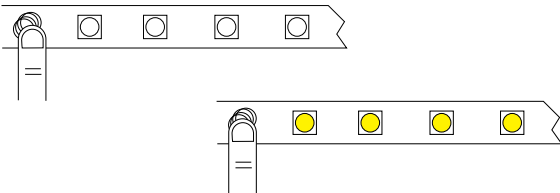
Aluminio
6063-T5

Pot.máx
18W

| Referencia Reference | Descripción Description |
|-------------------------|--|
| PA-EEV/2 | Perfil aluminio esquinero exterior visto / Aluminum profile exterior corner seen |
| TFS-EEV/2 | Tapón final para perfil esquinero / End cap for corner profile |
| TFC-EEV/2 | Tapón final para perfil esquinero c/agujero blanco / End cap with hole for corner profile white |
| DF-O/3ET | Difusor opal para perfil / Opal diffuser for profile |

SENSOR DE CONTACTO PARA
PERFILES CON REGULACIÓN

CONTACT SENSOR FOR
PROFILES WITH DIMMER

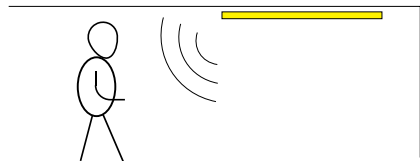


Medidas / **Sizes:** 50x8mm

| Referencia Reference | Alimentación Power Supply | Sensor Sensor | Carga Máx. Max. Charge | Medidas Dimensions |
|-------------------------|------------------------------|--------------------------------|---------------------------|-----------------------|
| BS-3R | 12-24VDC | Aproximación / Approach | 60W(12V)-120W(24V) | 50x8mm |

SENSOR DE PROXIMIDAD PARA
PERFILES

PROXIMITY SENSORS FOR
PROFILES

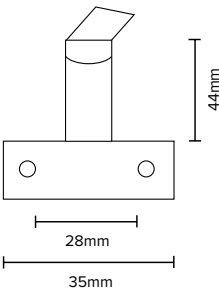


Medidas / **Sizes:** 40x10mm

| Referencia Reference | Alimentación Power Supply | Sensor Sensor | Carga Máx. Max. Charge | Temporizado Timed |
|-------------------------|------------------------------|------------------|---------------------------|----------------------|
| BS-PIR | 12-24VDC | PIR | 60W(12V)-120W(24V) | 40 seg. |
| BS-PIR/T | 12-24VDC | PIR | 60W(12V)-120W(24V) | 6 - 70 seg |

GRAPA FIJACIÓN 180°

FIX CLIP 180°




Medidas / **Sizes:** 35x44mm
Color / **Color:**

| Referencia Reference | Descripción Description |
|-------------------------|---|
| GR-P180 | Grapa orientable 180° / Rotary clip 180° |

KIT DE SUSPENSIÓN DE PERFILES

SUSPENSION KIT OF PROFILES




Medidas / **Sizes:** 3000mm

| Referencia Reference | Descripción Description |
|-------------------------|--|
| KIT-CA | Kit completo para suspensión de perfiles de aluminio / Full kit to suspension of aluminum profile |

Aluminio
6063-T5
Pot.máx
18W

FUENTES Y CONTROLADORES / DRIVERS AND CONTROLLERS

pg. 65



FUENTES DE ALIMENTACIÓN / **POWER SUPPLIES**



CONTROLADORES RGB Y RGBW / **RGB AND RGBW CONTROLLER**



CONTROLADORES MONOCOLOR, RGB Y RGBW MULTIZONA / **SINGLE-COLOR, RGB AND RGBW MULTIZONE CONTROLLER**



CONTROLADORES PANEL TÁCTILES / **TOUCH PANEL CONTROLLER**



CONTROLADOR WIFI / **WIFI CONTROLLER**



CONTROLADORES MONOCOLOR/ **SINGLE-COLOR CONTROLLER**



CONTROLES T° COLOR/ **T° COLOR CONTROLLER**



AMPLIFICADORES RGB Y RGBW / **RGB AND RGBW AMPLIFICATOR**



REGULADOR TRIAC / **TRIAC DIMMER**




REGULADOR PUSH / **PUSH DIMMER**



REGULADOR 0-10V / **0-10V DIMMER**



REGULADOR DALI / **DALI DIMMER**



REGULADOR KNX / **KNX DIMMER**



CONTROL Y DECODIFICACIÓN DMX / **DMX CONTROL AND DECODER**



CONTROL CASAMBI / **CASAMBI CONTROLLER**



CONTROL SPI / **SPI CONTROL**



FUENTES DE CORRIENTE
CONSTANTE

DRIVERS CONSTANT CURRENT



| Ref. Ref. | Alimentación Power supply | Salida Output | Medida Size | Apropiado Appropriate | Rango de tensión Voltage Range |
|--------------|------------------------------|------------------|----------------|--------------------------|-----------------------------------|
| FC3501X1 | 170-230VAC | 350mA | 43x24,5x19mm | 1 led 1W | 2-12VDC |
| FC3503X1 | 170-230VAC | 350mA | 43x24,5x19mm | 2-3 leds 1W | 8-18VDC |
| APC08-350 | 90-264VAC | 350mA | 60x30x22mm | 4-7 leds 1W | 11-23VDC |
| APC08-700 | 90-264VAC | 700mA | 60x30x22mm | 2 leds 3W | 5-11VDC |
| APC12-350 | 90-264VAC | 350mA | 118x38x22mm | 3-12 leds 1W | 9-36VDC |
| APC12-700 | 90-264VAC | 700mA | 43x24,5x19mm | 2-4 leds 3W | 9-18VDC |
| APC16-350 | 90-264VAC | 350mA | 77x40x29mm | 4-16 leds 1W | 12-48VDC |
| APC16-700 | 90-264VAC | 700mA | 77x40x29mm | 2-5 leds 3W | 9-24VDC |
| APC25-350 | 90-264VAC | 350mA | 84x57x29,5mm | 8-23 leds 1W | 25-70VDC |
| APC25-700 | 90-264VAC | 700mA | 84x57x29,5mm | 2-8 leds 3W | 11-36VDC |
| APC35-350 | 90-264VAC | 350mA | 84x57x29,5mm | 10-33 leds 1W | 28-100VDC |
| APC35-700 | 90-264VAC | 700mA | 84x57x29,5mm | 3-11 leds 3W | 15-50VDC |
| LCM-25 | 180-277VAC | 350 - 1050mA | 105x68x23mm | Variable | 6-(24/54V)DC |
| LCM-40 | 180-295VAC | 350 - 1050mA | 123 x81x29,5mm | Variable | 2-(40/100V)DC |

FUENTES DE TENSIÓN
CONSTANTE PARA INTERIOR

INDOOR CONSTANT TENSION
DRIVERS



| Ref. Ref. | Entrada Input | Tensión Tension | Potencia Power | Medida Size |
|--------------|------------------|--------------------|-------------------|----------------|
| FT120,25 | 170-230V AC | 12V DC | 3W | 45x38x19mm |
| FT120,75 | 170-230V AC | 12V DC | 9W | 118x38x22mm |
| FT121,25 | 170-230V AC | 12V DC | 15W | 118x38x22mm |
| RS2512 | 170-230V AC | 12V DC | 25W | 79x51x28mm |
| LRS3512 | 170-230V AC | 12V DC | 35W | 99x82x30mm |
| LRS5012 | 170-230V AC | 12V DC | 50W | 99x82x30mm |
| LRS7512 | 170-230V AC | 12V DC | 75W | 99x97x30mm |
| LRS10012 | 170-230V AC | 12V DC | 100W | 129x97x30mm |
| LRS15012 | 170-230V AC | 12V DC | 150W | 159x97x30mm |
| RSP20012 | 170-230V AC | 12V DC | 200W | 215x115x30mm |
| SP24012 | 170-230V AC | 12V DC | 240W | 190x93x50mm |
| RSP32012 | 170-230V AC | 12V DC | 320W | 215x115x30mm |
| RS2524 | 170-230V AC | 24V DC | 25W | 79x51x28mm |
| LRS3524 | 170-230V AC | 24V DC | 35W | 99x82x30mm |
| LRS5024 | 170-230V AC | 24V DC | 50W | 99x82x30mm |
| LRS7524 | 170-230V AC | 24V DC | 75W | 99x97x30mm |
| LRS10024 | 170-230V AC | 24V DC | 100W | 129x97x30mm |
| LRS15024 | 170-230V AC | 24V DC | 150W | 159x97x30mm |
| RSP20024 | 170-230V AC | 24V DC | 200W | 215x115x30mm |
| SP24024 | 170-230V AC | 24V DC | 240W | 190x93x50mm |
| RSP32024 | 170-230V AC | 24V DC | 320W | 215x115x30mm |

FUENTES DE TENSIÓN
CONSTANTE PARA EXTERIOR

OUTDOOR CONSTANT TENSION
DRIVERS



| Ref. Ref. | Entrada Input | Tensión Tension | Potencia Power | Medida Size |
|--------------|------------------|--------------------|-------------------|-----------------|
| LPV2012 | 170-250V AC | 12V DC | 20W | 148x40x30mm |
| LPV3512 | 170-250V AC | 12V DC | 35W | 148x40x30mm |
| LPV6012 | 170-250V AC | 12V DC | 60W | 162,5x42,5x32mm |
| LPV10012 | 170-250V AC | 12V DC | 100W | 190x52x37mm |
| LPV15012 | 170-250V AC | 12V DC | 150W | 191x63x37,5mm |
| HLG185H12B | 170-250V AC | 12V DC | 185W | 222,2x68x38,8mm |
| HLG240H12B | 170-250V AC | 12V DC | 240W | 244,2x68x38,8mm |
| HLG320H12B | 170-250V AC | 12V DC | 320W | 252x90x43,8mm |
| LPV2024 | 170-250V AC | 24V DC | 20W | 148x40x30mm |
| LPV3524 | 170-250V AC | 24V DC | 35W | 148x40x30mm |
| LPV6024 | 170-250V AC | 24V DC | 60W | 162,5x42,5x32mm |
| LPV10024 | 170-250V AC | 24V DC | 100W | 190x52x37mm |
| LPV15024 | 170-250V AC | 24V DC | 150W | 191x63x37,5mm |
| HLG180H24B | 170-250V AC | 24V DC | 185W | 222,2x68x38,8mm |
| HLG240H24B | 170-250V AC | 24V DC | 240W | 244,2x68x38,8mm |
| HLG320H24B | 170-250V AC | 24V DC | 320W | 252x90x43,8mm |

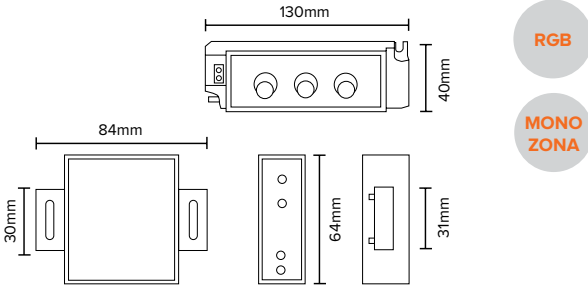
CONTROLADORES RGB

RGB CONTROLLERS

RRGB

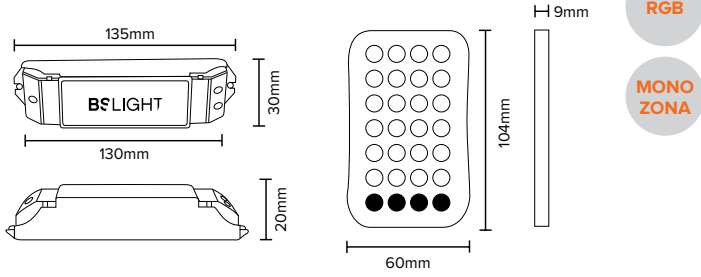


CVRRGB-T



| Ref. Ref. | Alimentación Power Supply | Salida Output | Carga Máx. Máx. Charge | Medida Size | Conexión Connection |
|--------------|------------------------------|------------------|---------------------------|----------------|--|
| RRGB | 12-24V DC | PWM 12-24V DC | 3A canal/channel | 130x40x51mm | Controlador manual / Manual Controller |
| CVRRGB-T | 12-24V DC | PWM 12-24V DC | 5A canal/channel | 84x64mm | Controlador RF / RF Controller |

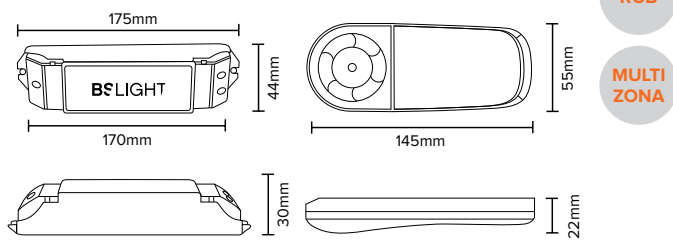
CONTROLADORES RGBW SERIE M RGBW CONTROLLER SERIES M



| Ref. Ref. | Alimentación Power Supply | Carga Máx. Max. Charge | Medida Size | Comentario Remarks |
|--------------|---|---------------------------------|----------------|---|
| CVRRGB-M | 3VDC (CR2032) Emisor / Remote 12-24VDC Receptor / Receiver | 5A x 4 canales / channel | 135x30x20mm | Kit emisor + receptor / remote + receiver |

CONTROL RGB MULTIZONA

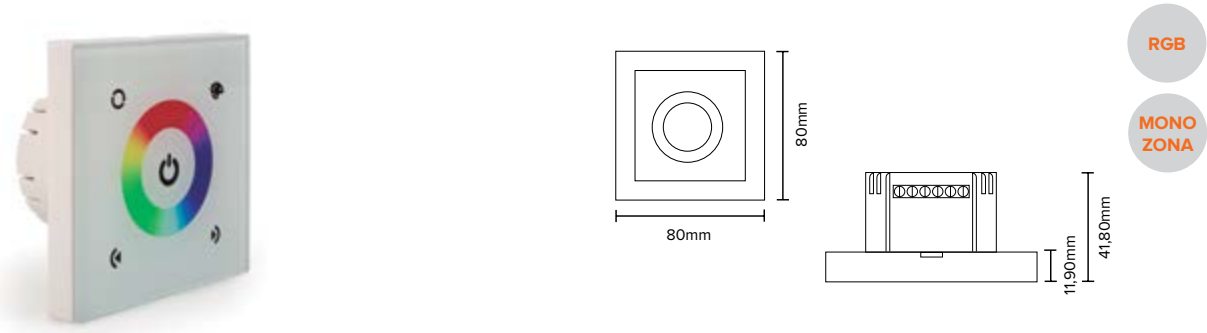
CONTROL RGB MULTIZONE



| Ref. Ref. | Alimentación Power Supply | Zonas Zones | Carga Máx. Max. Charge | Medida Size | Comentario Remarks |
|--------------|--------------------------------|----------------|--|----------------|--|
| BS-T3M | batería 5V / Battery 5V | 10 | - | 145x55x22mm | Emisor RF para 10 zonas RGB / RF transmitter to 10 RGB zones |
| BS-T3CV | 5-24VDC | - | 6A x 3 canales / channels | 175x44x30mm | Receptor tensión constante para BS-T3M / Constant voltage receiver to BS-T3M |
| BS-T3CC | 12-48VDC | - | 350/700/1050mA x 3 canales / channels | 175x44x30mm | Receptor corriente constan- te para BS-T3M / Constant current receiver to BS-T3M |

PANEL TÁCTIL MURAL RGB

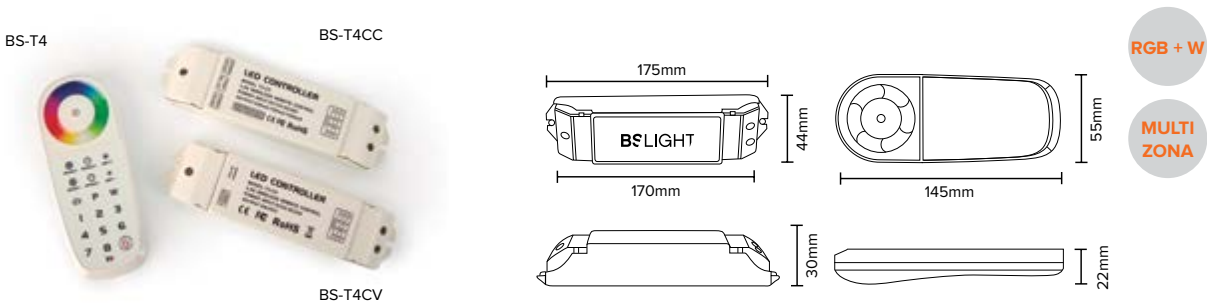
PANEL TOUCH RGB MURAL



| Ref. Ref. | Alimentación Power Supply | Salida Output | Carga Máx. Max. Charge | Medida Size | Comentario Remarks |
|--------------|------------------------------|----------------------------------|---------------------------|----------------|-------------------------------------|
| TM08E | 12-24VDC | 3 canalesPWM / 3 Channels PWM | 5A x canal / channel | 80x80x41mm | Controlador RGB / RGB controller |

CONTROL RGBW MULTIZONA

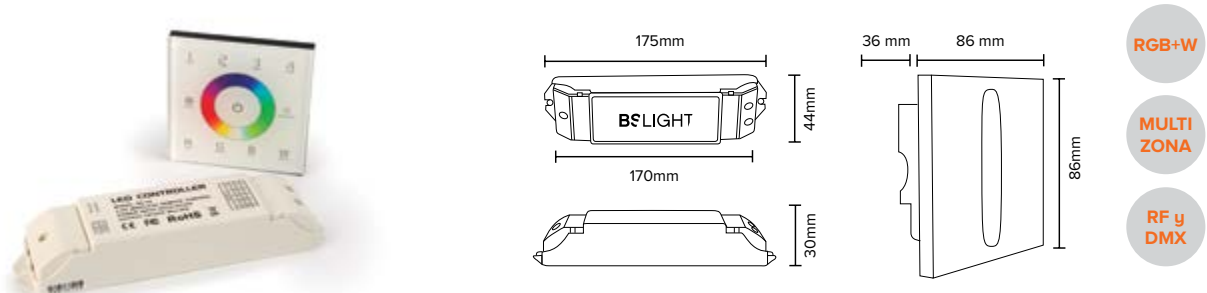
CONTROL RGBW MULTIZONE



| Ref. Ref. | Alimentación Power Supply | Zonas Zones | Carga Máx. Max. Charge | Medida Size | Comentario Remarks |
|--------------|--------------------------------|----------------|---|----------------|--|
| BS-T4 | batería 5V / Battery 5V | 8 | - | 145x55x22mm | Emisor RF para 8 zonas RGBW / RF transmitter for 8 RGBW zones |
| BS-T4CV | 5-24VDC | - | 5A x 4 canales / channels | 175x44x30mm | Receptor tensión constante para BS-T4 / Constant vol- tage receiver for BS-T4 |
| BS-T4CC | 12-48VDC | - | 350/700/1050mA x 4 canales / channels | 175x44x30mm | Receptor corriente constan- te para BS-T4/ Constant current receiver for BS-T4 |

PANEL TÁCTIL MURAL RGBW
RF + DMX

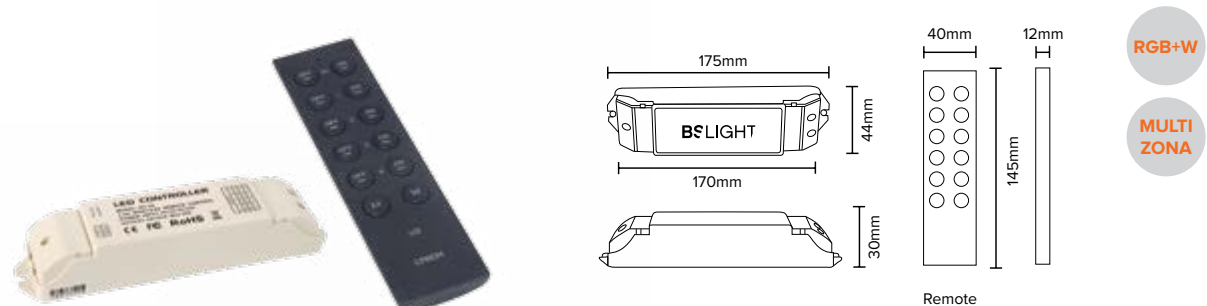
PANEL TOUCH MURAL RGBW
RF + DMX



| Ref. Ref. | Alimentación Power Supply | Zonas Zones | Carga Máx. Max. Charge | Medida Size | Comentario Remarks |
|--------------|------------------------------|----------------|---|----------------|---|
| BS-DX8 | 100-230VAC | 4 | - | 86x86x36mm | Panel RF+DMX para 4 zonas RGBW / Panel RF+DMX for 4 zones RGBW |
| BS-R45A | 5-24VDC | - | 5A x 4 canales / channels | 175x44x30mm | Receptor RF tensión constante para BS-DX8 / Constant volta- ge RF receiver for BS-DX8 |
| BS-R4CC | 12-48VDC | - | 350/700/1050mA x 4canales / channels | 175x44x30mm | Receptor RF corriente constan- te para BS-DX8 / Constant cu- rrent RF receiver for BS-DX8 |

CONTROLADOR RGBW SERIE V,
4 ZONAS

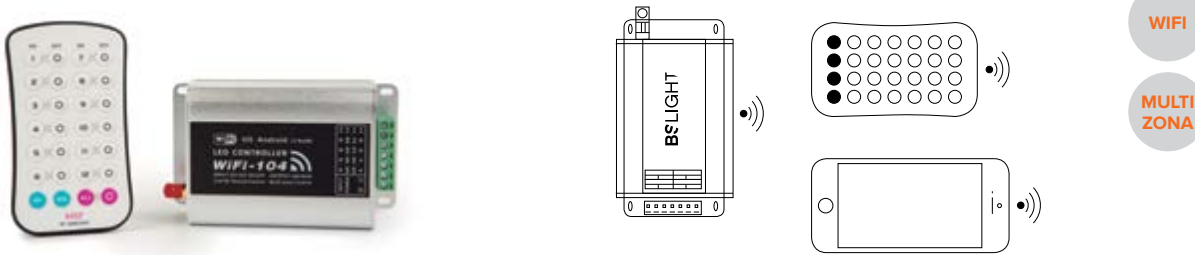
RGBW CONTROLLER SERIE V,
4 ZONES



| Ref. Ref. | Alimentación Power Supply | Carga Máx. Max. Charge | Medida Size | Comentario Remarks |
|--------------|------------------------------|--|----------------|--|
| BS-V8 | 3VDC (CR2032) | - | 145x40x12mm | Emisor RF 2,4GHz / RF transmitter 2,4GHz |
| BS-R45A | 5-24VDC | 5A x 4 canales / channels | 175x44x30mm | Receptor RF tensión constante para BS-V4 / Constant voltage RF receiver for BS-V4 |
| BS-R4CC | 12-48VDC | 350/700/1050mA x 4 canales / channels | 175x44x30mm | Receptor RF corriente constante para BS-V4 / Constant current RF receiver for BS-V4 |

CONTROLADOR WIFI CON APLICACIÓN IOS Y ANDROID

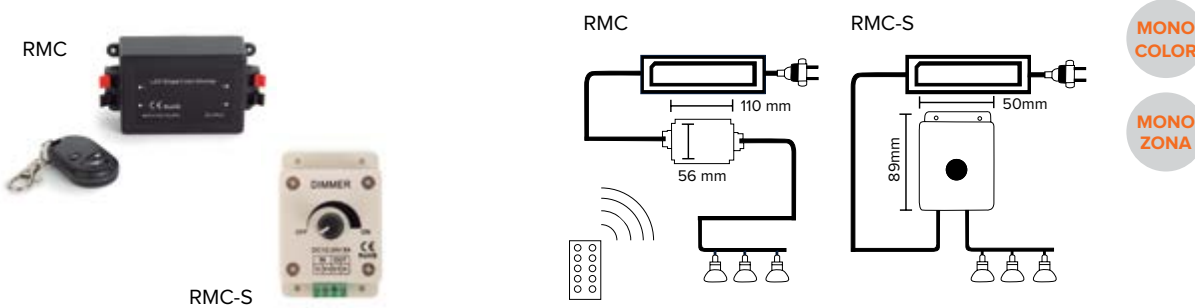
WIFI CONTROLLER WITH APLICATION FOR IOS AND ANDROID



| Ref. Ref. | Alimentación Power Supply | Zonas Zones | Carga Máx. Max. Charge | Medida Size | Comentario Remarks |
|-------------|---------------------------|-------------|--------------------------------------|-------------|---|
| BS-WIFI-104 | 12-24VDC | 12 | 4A x 4 canales / channels | 145x55x22mm | Incluye mando emisor RF / RF control included |
| BS-R45A | 5-24VDC | - | 5A x 4 canales / channels | 175x44x30mm | Receptor RF tensión constante para BS-WIFI / Constant voltage RF receiver to BS-WIFI |
| BS-R4CC | 12-48VDC | - | 350/700/1050mA x4 canales / channels | 175x44x30mm | Receptor RF corriente constante para BS-WIFI / Constant current RF receiver to BS-WIFI |

REGULADORES MONOCOLOR PWM

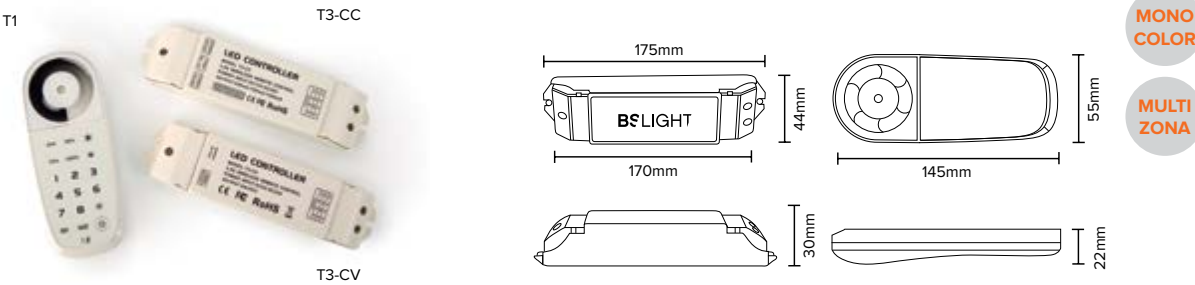
SINGLE-COLOR PWM REGULATORS



| Ref. Ref. | Alimentación Power Supply | Salida Output | Carga Máx. Max. Charge | Medida Size | Comentario Remarks |
|-----------|---------------------------|---------------|------------------------|-------------|---|
| RMC-S | 12-24V DC | PWM 12-24V DC | 8A | 89x50x58mm | Regulador manual / Manual dimmer |
| RMC | 12-24V DC | PWM 12-24V DC | 8A | 110x56x34mm | Regulador vía radio / Dimmer via radio |

CONTROL MONOCOLOR MULTIZONA

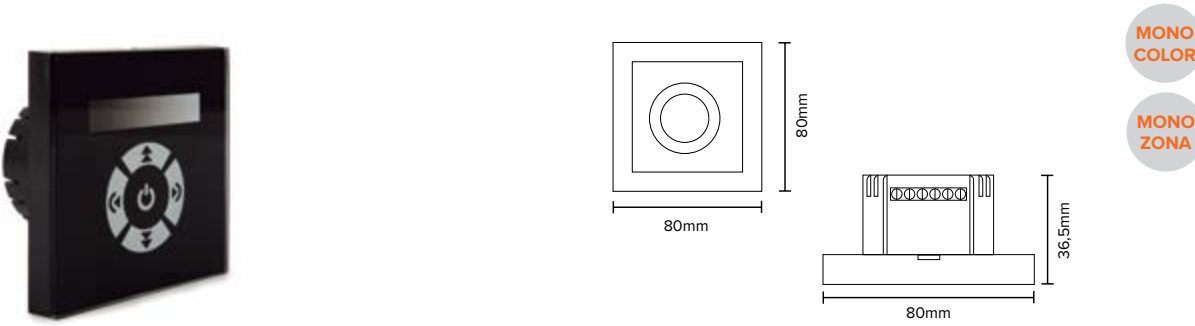
CONTROL SINGLE-COLOUR MULTIZONE



| Ref. Ref. | Alimentación Power Supply | Zonas Zones | Carga Máx. Max. Charge | Medida Size | Comentario Remarks |
|-----------|--------------------------------|-------------|--------------------------------------|-------------|--|
| BS-T1 | batería 5V / Battery 5V | 8 | - | 145x55x22mm | Emisor RF para 10 zonas monocolor/ RF transmitter for 10 monocolor zones |
| BS-T3CV | 5-24VDC | - | 6A x3 canales / channels | 175x44x30mm | Receptor tensión constante para BS-T1 / Constant voltage receiver for BS-T1 |
| BS-T3CC | 12-48VDC | - | 350/700/1050mA x3 canales / channels | 175x44x30mm | Receptor corriente constante para BS-T1 / Constant current receiver for BS-T1 |

PANEL TÁCTIL MURAL MONOCOLOR

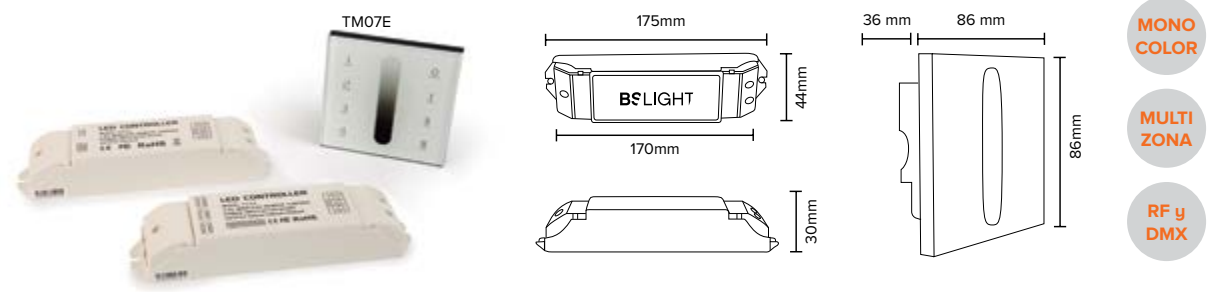
TACTIL PANEL MURAL SINGLE-COLOR



| Ref. Ref. | Alimentación Power Supply | Salida Output | Carga Máx. Max. Charge | Medida Size | Comentario Remarks |
|-----------|---------------------------|---------------|------------------------|-------------|--|
| TM06E | 12-24VDC | 1 canal PWM | 8A por canal/ channel | 80x80x41mm | Regulador monocolor / single-color dimmer |

PANEL TÁCTIL MURAL
MONOCOLOR RF + DMX

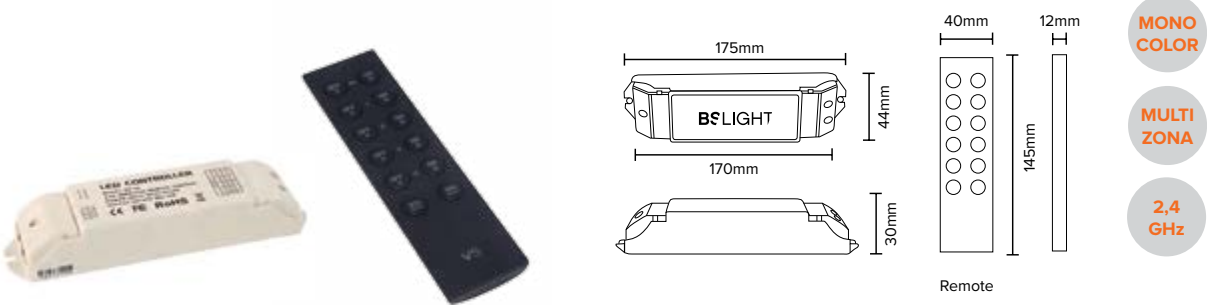
TOUCH PANEL MURAL
SINGLE-COLOR RF+DMX



| Ref. Ref. | Alimentación Power Supply | Zonas Zones | Carga Máx. Max. Charge | Medida Size | Comentario Remarks |
|--------------|------------------------------|----------------|---|----------------|--|
| BS-DX5 | 100-230VAC | 4 | - | 86x86x36mm | Panel RF+DMX para 4 zonas monocolor / RF panel +DMX for 4 monocolor zones |
| BS-R45A | 5-24VDC | - | 5A x 4canales / channels | 175x44x30mm | Receptor RF tensión constante para BS-DX5 / Constant voltage RF receiver for BS-DX5 |
| BS-R4CC | 12-48VDC | - | 350/700/1050mA x4 canales / channels | 175x44x30mm | Receptor RF corriente constante para BS-DX5 / Constant current RF receiver for BS-DX5 |

CONTROLADOR MONOCOLOR
SERIE V, 4 ZONAS

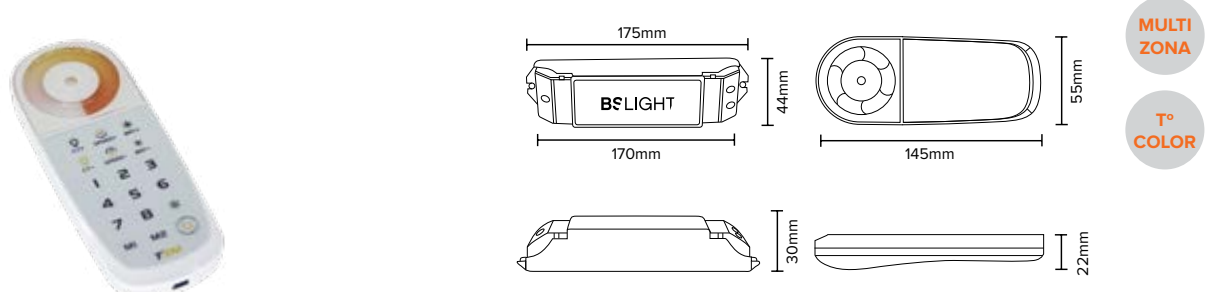
CONTROLLER SINGLE-COLOR
SERIE V, 4 ZONES



| Ref. Ref. | Alimentación Power Supply | Carga Máx. Max. Charge | Medida Size | Comentario Remarks |
|--------------|------------------------------|--|----------------|--|
| BS-V5 | 3 VDC (CR2032) | - | 145x40x12mm | Emisor RF 2,4GHz/ RF transmitter 2,4GHz |
| BS-R45A | 5-24 VDC | 5A x 4 canales / channels | 175x44x30mm | Receptor RF tensión constante para BS-V / Constant voltage RF receiver for BS-V |
| BS-R4CC | 12-48 VDC | 350/700/1050mA x 4 canales / channels | 175x44x30mm | Receptor RF corriente constante para BS-V / Constant current RF receiver for BS-V |

CONTROL DE TEMPERATURA
DE COLOR MULTIZONA

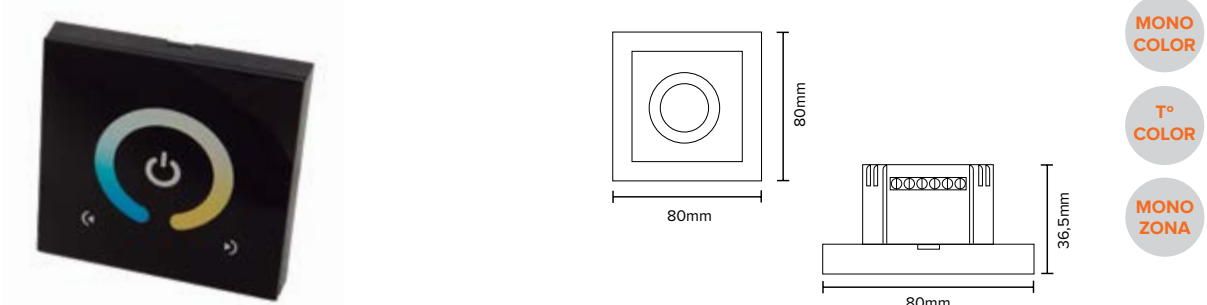
TEMPERATURE CONTROL
OF MULTI ZONE COLOR



| Ref. Ref. | Alimentación Power Supply | Zonas Zones | Carga Máx. Max. Charge | Medida Size | Comentario Remarks |
|--------------|------------------------------|----------------|---|----------------|--|
| BS-T2M | batería 5V / Lithium battery | 8 | - | 145x55x22mm | Emisor RF para 8 zonas T° de color / RF transmitter for 8T° color zones |
| BS-T3CV | 5-24VDC | - | 6A x 3canales / channels | 175x44x30mm | Receptor tensión constante para BS-T1 / Constant voltage receiver for BS-T1 |
| BS-T3CC | 12-48VDC | - | 350/700/1050mA x3 canales / channels | 175x44x30mm | Receptor corriente constante para BS-T1 / Constant current receiver for BS-T1 |

REGULADOR TEMPERATURA
DE COLOR

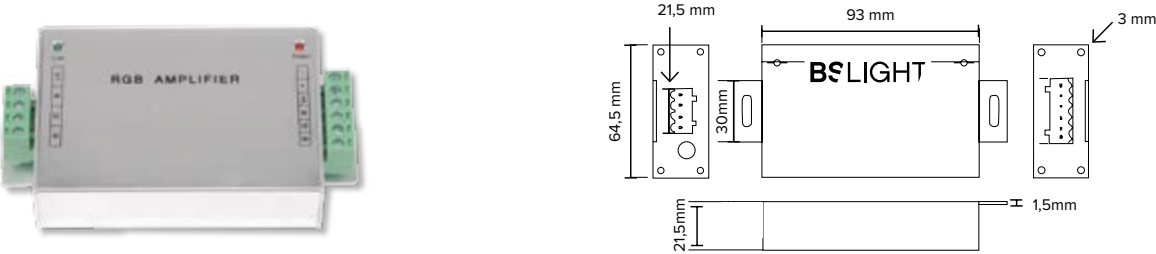
TEMPERATURE COLOR
DIMMER



| Ref. Ref. | Alimentación Power Supply | Salida Output | Carga Máx. Max. Charge | Medida Size | Comentario Remarks |
|--------------|------------------------------|------------------|----------------------------------|----------------|---|
| TM07E | 12-24VDC | 2 canal PWM | 4A por canal/ channels | 80x80x41mm | Regulador temperatura del color / Temperature color dimmer |

AMPLIFICADOR RGB

RGB AMPLIFIER



| Ref. Ref. | Señal entrada Input signal | Salida Output | Alimentación Power Supply | Carga Máx. Max. Charge | Medida Size |
|--------------|-------------------------------|------------------|------------------------------|--------------------------------|----------------|
| ARGB120-T | PWM 12-24V DC | PWM 12-24V DC | 12-24V DC | 5A por 3 canales / channels | 104x65x24mm |
| ARGB120-T-4C | PWM 12-24V DC | PWM 12-24V DC | 12-24V DC | 8A por 4 canales / channels | 104x70x34mm |

REGULADOR POR TRIAC

DIMMER BY TRIAC



TRIAC

| Ref. Ref. | Alimentación Power Supply | Salida Output | Carga Máx. Max. Charge | Medida Size | Comentario Remarks |
|--------------|------------------------------|------------------------|---------------------------|----------------|--|
| BS-TRIAC | 12-24VDC | 1 canal / 1 channel | 15A | 167x52x24mm | Regulador monocolor triac / Single-color triac dimmer |



CONTROLADORES Y PASARELAS PARA CUALQUIER DOMÓTICA /
CONTROLLERS AND GATEWAYS FOR ANY HOME AUTOMATION

REGULADOR POR PULSADOR

PUSH-BUTTON DIMMER

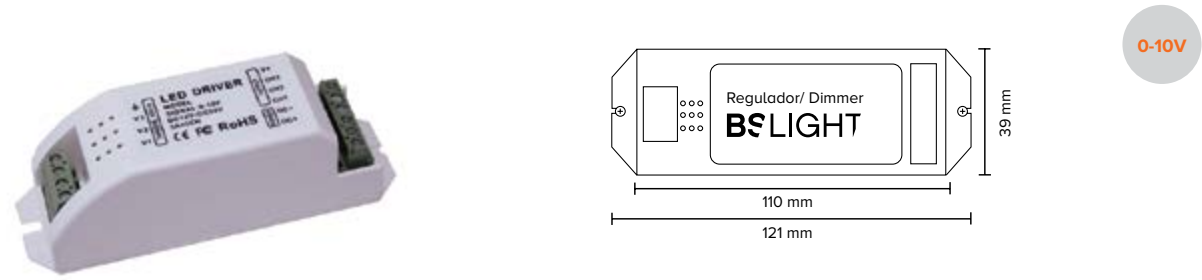


PUSH

| Ref. Ref. | Alimentación Power Supply | Salida Output | Carga Máx. Max. Charge | Medida Size | Comentario Remarks |
|--------------|------------------------------|------------------------|---------------------------|----------------|---|
| BS-PUSH-10 | 5-24VDC | 1 canal / 1 channel | 10A | 175x44x30mm | Regulador monocolor / Single-color dimmer |

REGULADORES 0-10V

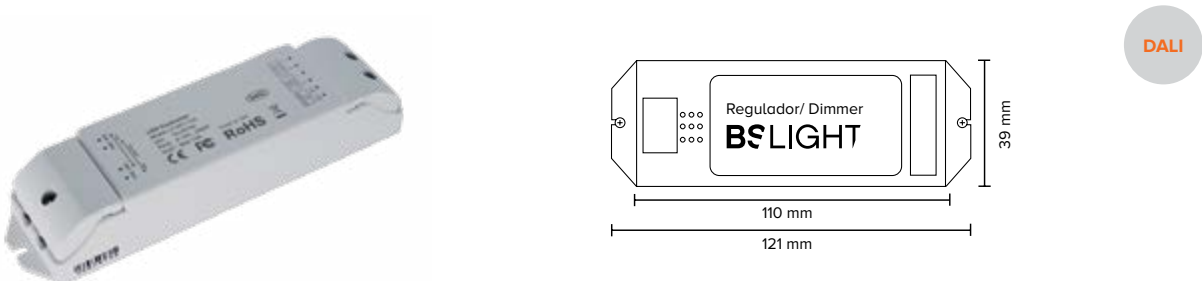
DIMMER 0-10V



| Ref. Ref. | Señal entrada Input signal | Salida Output | Alimentación Power Supply | Carga Máx. Max. Charge | Medida Size |
|--------------|-------------------------------|--|------------------------------|---------------------------|----------------|
| BS-010-5 | Tensión 0-10V | 3 canales PWM / 3 channels PWM | 12-24V DC | 5A /3 canales /channel | 360W (24V) |
| BS-010-10 | Tensión 0-10V | 1 canal PWM / 1 channel PWM | 12-24V DC | 10A/1 canal /channel | 240W (24V) |
| BS-010-350 | Tensión 0-10V | 1 canal CC / 1 channel CC | 12-48V DC | 350mA CC | 1-12 LEDS 1W |
| BS-010-750 | Tensión 0-10V | 1 canal CC / 1 channel CC | 12-48V DC | 700mA CC | 1-12 LEDS 3W |
| BS-010-1050 | Tensión 0-10V | 1 canal CC / 1 channel CC | 12-48V DC | 1050mA CC | 1-12 LEDS 5W |

REGULADORES DALI

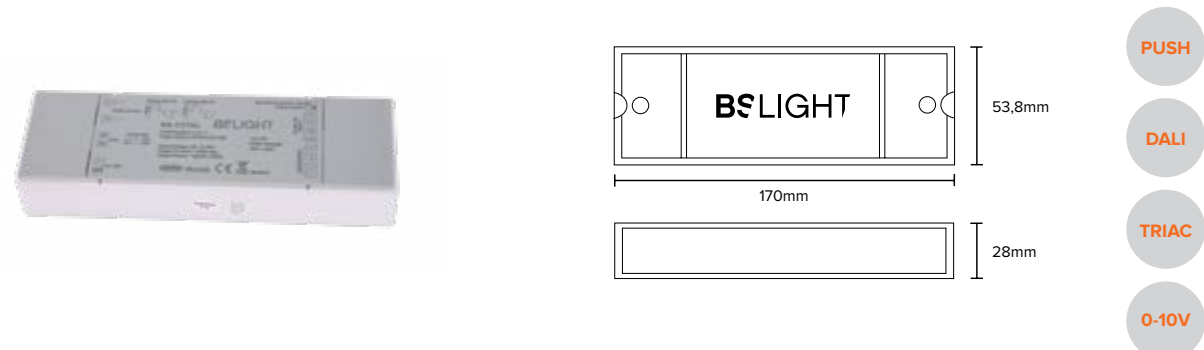
DIMMER DALI



| Ref. Ref. | Señal entrada Input signal | Salida Output | Alimentación Power Supply | Carga Máx. Max. Charge | Medida Size |
|--------------|-------------------------------|-----------------------|------------------------------|---------------------------|----------------|
| BS-DALI-5 | DALI | PWM 12-24V DC | 12-24V DC | 5A 3 canal / channel | 121x39x39mm |
| BS-DALI-10 | DALI | PWM 12-24V DC y 0-10V | 12-24V DC | 10A canal / channel | 121x39x39mm |
| BS-DALI-4C | DALI / PUSH | PWM 12-24V DC | 12-24V DC | 5A x 4canal/channel | 121x39x39mm |

REGULADOR DALI+PUSH+ TRIAC+0-10V

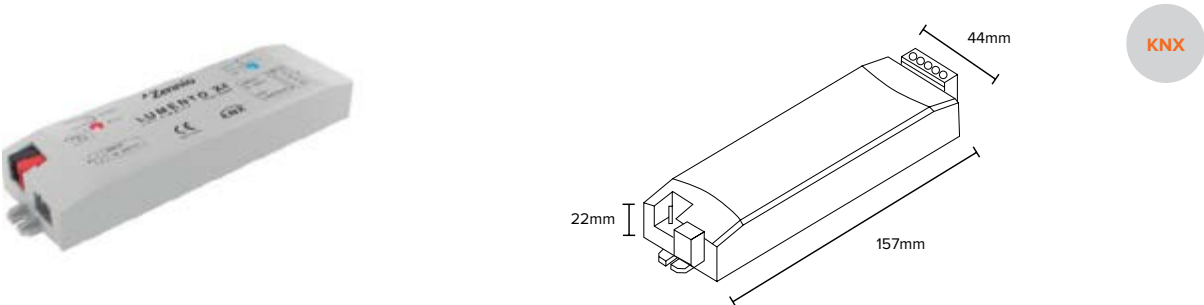
DIMMER DALI+PUSH+ TRIAC+0-10V



| Ref. Ref. | Alimentación Power Supply | Salida Output | Carga Máx. Max. Charge | Medida Size |
|--------------|------------------------------|------------------|---------------------------|----------------|
| BS-TOTAL | 12-36V DC | 1x(240-720W) | 1X20A canal / channel | 170x53,4x28mm |

REGULADORES KNX

CONTROLLERS KNX



| Ref. Ref. | Alimentación Power Supply | Salida Output | Carga Máx. Max. Charge | Medida Size | Comentario Remarks |
|--------------|------------------------------|------------------|---------------------------|----------------|--|
| BS-KNX | 12-24V/DC | 3x2,5A | 3X30W - 3X60W | 157X44X22mm | Regulador KNX-para RGB / Regulator KNX for RGB |
| BS-KNX4 | 12-24V/DC | 4x2,5A | 4X30W - 4X60W | 157X44X22mm | Regulador KNX-para RGBW Regulator KNX for RGBW |

DECODIFICADOR DMX

DMX DECODER



| Ref. Ref. | Señal entrada Input signal | Salida Output | Alimentación Power Supply | Carga Máx. Max. Charge | Medida Size | Conectores Connectors |
|--------------|-------------------------------|------------------|------------------------------|---------------------------------------|----------------|--------------------------|
| 0308CV | DMX512/1990 | PWM 12-24V DC | 12-24V DC | 4A x 3 canales /channels | 166x67x41mm | Canon - RJ45 |
| 0308CV-4C | DMX512/1990 | PWM 12-24V DC | 12-48V DC | 4A x 4 canales /channels | 166x67x41mm | Canon - RJ45 |
| 0308CV-350 | DMX512/1990 | PWM 350mA | 12-48V DC | 1-12 leds 1W - 3 canales /channels | 166x67x41mm | Canon - RJ45 |
| 0308CV-700 | DMX512/1990 | PWM 700mA | 12-48V DC | 1-12 leds 3W - 3 canales /channels | 166x67x41mm | Canon - RJ45 |
| 0308CV-010V | DMX512/1990 | 0-10V | 12-48V DC | 0-10V - 4 canales /channels | 166x67x41mm | Canon - RJ45 |
| 0308CV-IP67 | DMX512/1990 | PWM 12-24V DC | 12-48V DC | 4A x 3 canales /channels | 170x53x35mm | Canon - RJ45 |

DISTRIBUIDOR SEÑAL DMX
4 PUERTOS

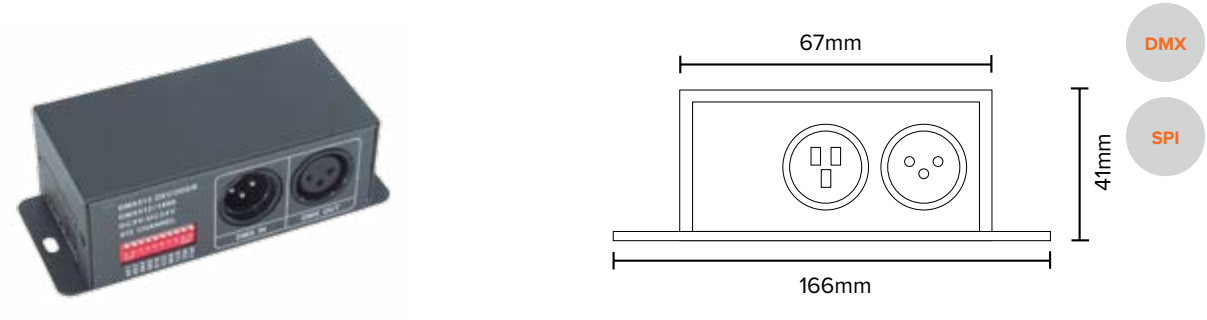
SIGNAL DISTRIBUTOR DMX
4 PORTS



| Ref. Ref. | Señal entrada Input signal | Salida Output | Alimentación Power Supply | Carga Máx. Max. Charge | Medida Size | Conectores Connectors |
|--------------|-------------------------------|------------------|------------------------------|-----------------------------|--------------------|--------------------------|
| SPDMX4/2 | DMX512/1990 | DMX512/1990 | 100-230V AC | 32Uds/salida 32Units/Out | 241x34,50x109,50mm | Canon -XLR |

DECODIFICADOR DMX-SPI


DMX-SPI DECODER



| Ref. Ref. | Señal entrada Input signal | Salida Output | Alimentación Power Supply | Carga Máx. Max. Charge | Medida Size | Conectores Connectors |
|--------------|-------------------------------|------------------|------------------------------|---------------------------|----------------|--------------------------|
| BS-DMX/SPI | DMX512/1990 | SPI 5-24V DC | 5-24V DC | 1 canales / channels | 166x67x41mm | Canon |

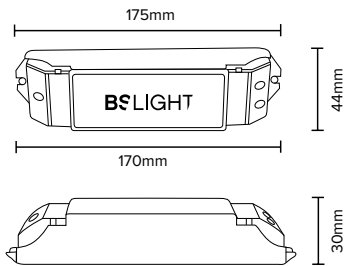
DECODIFICADOR DMX-SPI

DMX-SPI DECODER



| Ref. Ref. | Señal entrada Input signal | Salida Output | Alimentación Power Supply | Carga Máx. Max. Charge | Medida Size | Conectores Connectors |
|--------------|-------------------------------|------------------|------------------------------|---------------------------|----------------|--------------------------|
| 0308CV-SPI2 | DMX512/1990 | SPI 5-24V DC | 5-24V DC | 1 canales / channels | 175x44x30mm | Tornillos / Screw |

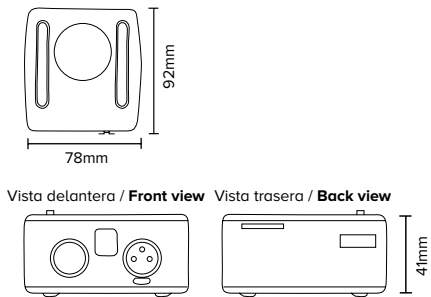
TRANSMISOR DMX INALÁMBRICO **DMX WIRELESS TRANSMITTER**



DMX
DMX Inalámbrico

| Ref. Ref. | Señal entrada Input signal | Alimentación Power Supply | Transmisión señal Signal Transmission | Medida Size | Conectores Connectors |
|--------------|-------------------------------|------------------------------|--|----------------|---------------------------------------|
| BS-LT870 | DMX | 5-24VDC | 2,4GHz | 175x44x30mm | Regleta de bornes / Terminal plate |

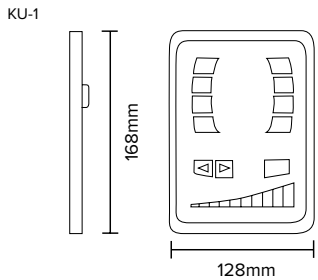
INTERFACE USB-DMX **INTERFACE USB-DMX**



DMX

| Ref. Ref. | Características - Memoria Characteristics - Memory | Accesorios Accessories |
|--------------|--|--|
| DX-ACKU9 | 20K, 256 canales, 20 escenas / 20K, 256 channels, 20 sequences | Cable, manual, drivers y programa / Wire, instructions, drivers and software |

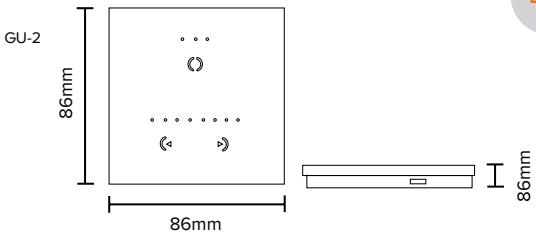
INTERFACE USB-DMX PANEL TÁCTIL **INTERFACE TOUCH PANEL USB-DMX**



DMX

| Ref. Ref. | Características - Memoria Characteristics - Memory | Accesorios Accessories |
|--------------|--|--|
| KE-1 | Micro SD. 1024 canales. 200 escenas. 5 zonas / Micro SD. 1024 channels. 200 sequences. 5 zones | Cable, manual, drivers y programa / Wire, instructions, drivers and software |

INTERFACE USB-DMX PANEL TÁCTIL **INTERFACE TOUCH PANEL USB-DMX**

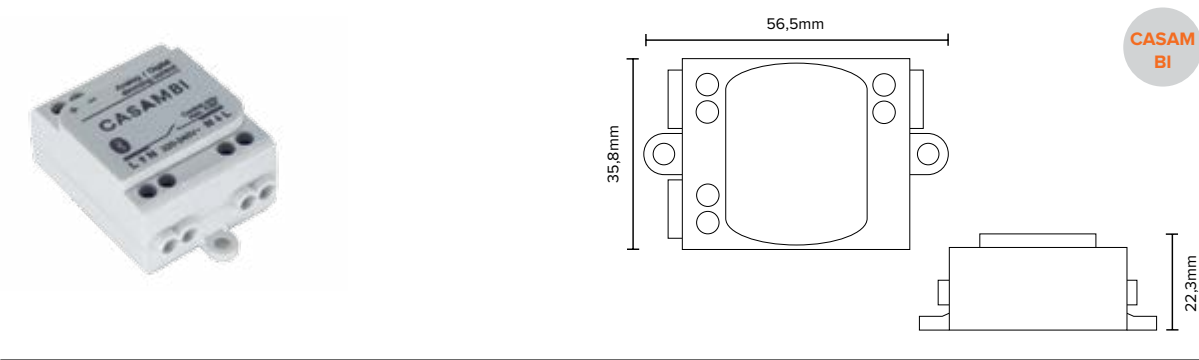


DMX

| Ref. Ref. | Características - Memoria Characteristics - Memory | Accesorios Accessories |
|--------------|--|--|
| GU-2 | 5K. 128 canales. 24 escenas / 5K. 128 channels. 24 sequences | Cable, manual, drivers y programa / Wire, instructions, drivers and software |

REGULADOR CASAMBI CON
SALIDA 0-10V, DALI

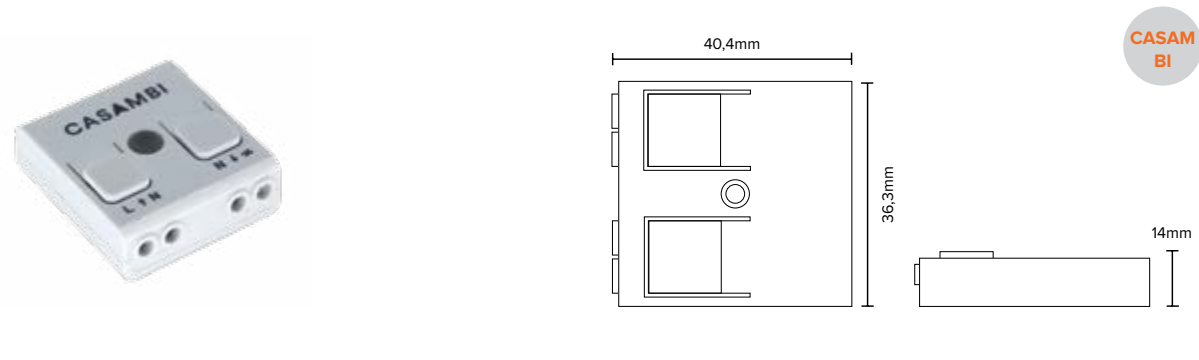
CASAMBI DIMMER WITH OUTPUT
0-10V, DALI



| Ref. Ref. | Alimentación Power Supply | Salida Output | Medida Size |
|--------------|------------------------------|--|------------------|
| BS-CA/2 | 230V AC | 1canal 0-10V, DALI 1channel 0-10V, DALI | 56,5x35,8x22,3mm |

REGULADOR CASAMBI 230V

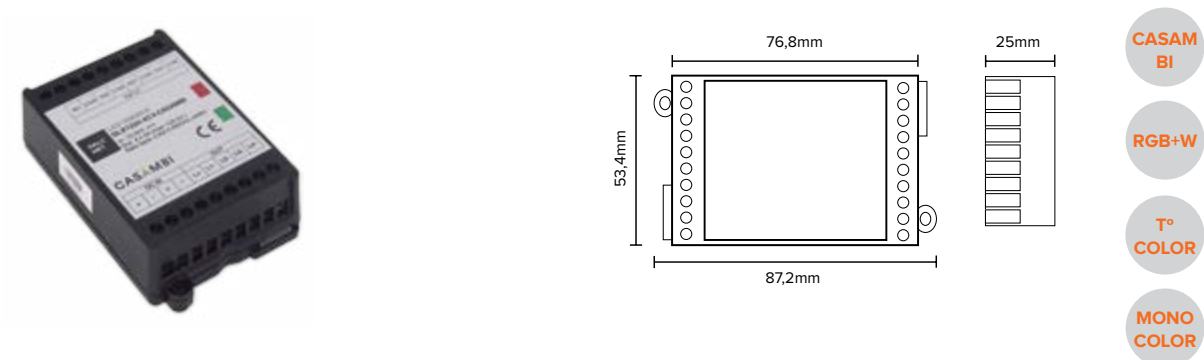
CASAMBI DIMMER 230V



| Ref. Ref. | Alimentación Power Supply | Salida Output | Medida Size |
|--------------|------------------------------|---|----------------|
| BS-CA/3 | 230V AC | 150 W - 230 VAC 50 W - 230 VAC Lamp. Incandencia Dimable LED Incandescencia / Incandescend LED | 40,4x36,3x14mm |

REGULADOR CASAMBI RGBW/
MONOCOLOR

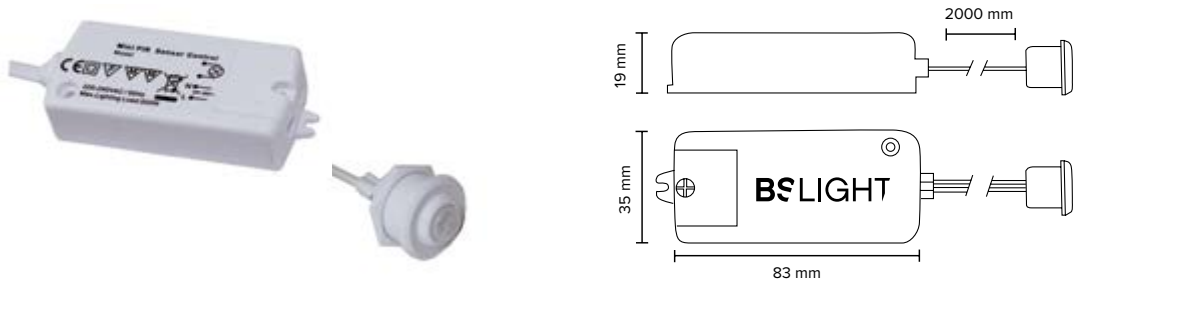
CASAMBI DIMMER RGBW/
SINGLE-COLOR



| Ref. Ref. | Alimentación Power Supply | Salida Output | Carga Máx. Max. Charge | Medida Size |
|--------------|------------------------------|-----------------------------|---------------------------|----------------|
| BS-CA/4 | 12-24 VDC | 4canal / channel PWM | 240W | 87,2x53,4x25mm |

SENSORES DE PRESENCIA Y
CONTACTO

PRESENCE AND CONTACT
SENSORS

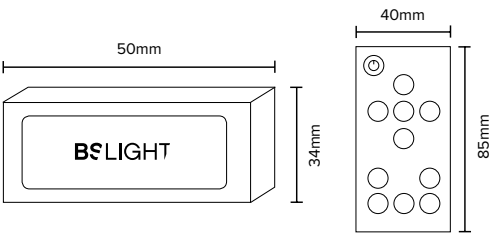


| Ref. Ref. | Características - Memoria Characteristics - Memory | Potencia Máx Max Power | Entrada Input | Detección Detection |
|--------------|---|---------------------------|------------------|-------------------------|
| HZHB250-J | Sensor de presencia PIR / Presence sensor PIR | 250W | 100-240V AC | 2,50 mts |
| HZK218B | Sensor de presencia IR tipo pulsador (monoestable) / Presence sensor IR push button model (monostable) | 250W | 100-240V AC | 5-10 cm |
| HZK218C | Sensor de presencia IR tipo interruptor (biestable) / Presence sensor IR swich model (bistable) | 250W | 100-240V AC | 5-10 cm |
| HZK201 | Sensor de contacto / Contact sensor | 250W | 100-240V AC | Al tacto / touch |



CONTROLADOR PARA LED
DIGITAL CSMART/2

CONTROLLER FOR DIGITAL LED
CSMART/2



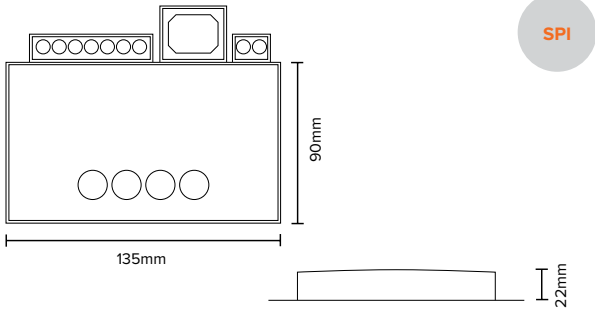

SPI

2.4
GHz

| Ref. Ref. | Alimentación Power Supply | Carga Máx. Max. Charge | Medida Size | Comentario Remarks |
|--------------|---|---------------------------|----------------|---|
| CSMART/2 | Emisor / Remote 5VDC Receptor / Receiver | 2450px | 40x85mm | Kit emisor + receptor / Kit remote + receiver |

CONTROLADOR PARA LED DIGITAL CSMART/3

CONTROLLER FOR LED DIGITAL CSMART/3

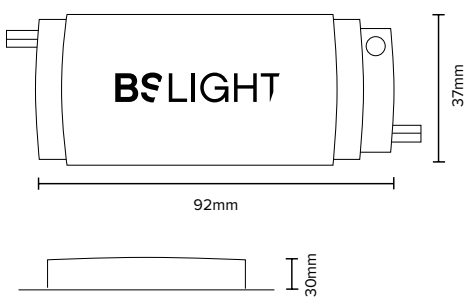


SPI

| Ref. Ref. | Alimentación Power Supply | Carga Máx. Max. Charge | Medida Size | Comentario Remarks |
|--------------|--|---------------------------|----------------|-----------------------|
| CSMART/3 | 5-24V/Segun tira / According strip | 1 canal | 135x90x22mm | 2048 Pixel |

AMPLIFICADOR PARA TIRA
DIGITAL SPI

AMPLIFIER FOR DIGITAL STRIP
SPI

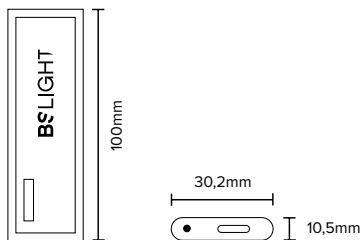


SPI

| Ref. Ref. | Señal entrada Input signal | Salida Output | Alimentación Power Supply | Carga Máx. Max. Charge | Medida Size | Conectores Connectors |
|--------------|-------------------------------|------------------|------------------------------|---------------------------|----------------|--------------------------|
| AMPSPI | SEÑAL SPI | SPI 5-24V DC | 5-24 V DC | SPI 5-24V DC | 92x37x30mm | Cable / Wire |

CONTROL WIFI/PUSH PARA
LED DIGITAL 600 PIXEL

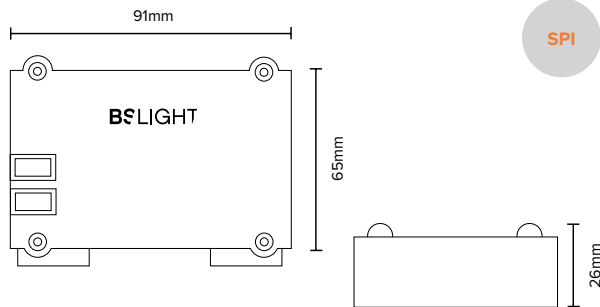
CONTROL WIFI/PUSH FOR
DIGITAL LED 600 PIXEL



| Ref. Ref. | Alimentación Power Supply | Salida Output | Carga Máx. Max. Charge | Medida Size | Comentario Remarks |
|--------------|------------------------------|------------------|---------------------------|-----------------|---|
| BS-SPI.2 | 5V/DC-300mA | 5V | 600 pixel | 100x30.2x10.5mm | Control wifi/push IEEE 802.11 B,G,N WI-FI WEP, WPA, WPA2 MICRO-SD CARD SLOT |

CONTROL SPI PLAYER PARA LED
CONTROLLER

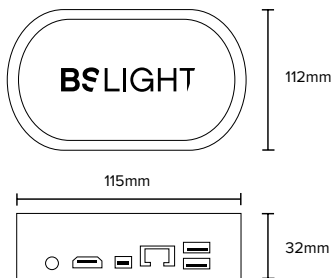
CONTROL SPI PLAYER FOR LED
CONTROLLER



| Ref. Ref. | Alimentación Power Supply | Salida Output | Carga Máx. Max. Charge | Medida Size | |
|--------------|------------------------------|------------------|---------------------------|----------------|--|
| BS-SPI.3 | 5V/DC-2A | Ethernet | 6 LED Controller | 65x91x26mm | |

CONTROL SPI NODE PARA LED
CONTROLLER

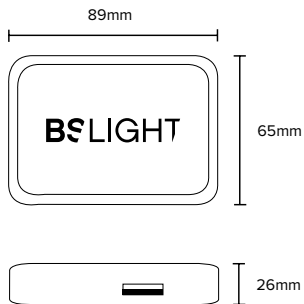
CONTROL SPI NODE FOR
LED CONTROLLER



| Ref. Ref. | Alimentación Power Supply | Salida Output | Carga Máx. Max. Charge | Medida Size | |
|--------------|------------------------------|------------------|---|-----------------|--|
| BS-SPI.4 | 5V/DC | 5V | Multiples controladores LED / Multiple Controllers LED | 100x30.2x10.5mm | |

LED CONTROLLER

LED CONTROLLER



| Ref. Ref. | Alimentación Power Supply | Salida Output | Carga Máx. Max. Charge | Medida Size | Comentario Remarks |
|--------------|------------------------------|---|--|----------------|--|
| BS-SPI.LED | 5V/DC | Output: WS2811, WS2812b, WS2821 and Sk6812 protocol family | Rendimiento / Performance: up to 4800 LEDs @ 30fps (1600 LEDs @ 50fps). | 65x89x26mm | Necesita control (BS-SPI.3 o BS-SPI.4) Para funcionar/ Need control (BS-SPI30 o BS- SPI-4 to work) |

ILUMINACIÓN EXTERIOR / OUTDOOR LIGHTNING

pg. 92



EMPOTRABLE DE SUELO / **RECESSED INGROUND**



EMPOTRABLE TRANSITABLE / **RECESSED PASSABLE**




EMPOTRABLE ORIENTABLE / **RECESSED ADJUSTABLE**



PROYECTORES Y PIQUETAS DE JARDÍN / **GARDEN SPOTLIGHT AND GARDEN SPIKE**



PROYECTORES DE ALTA POTENCIA / **HIGH POWER SPOTLIGHT**



APLIQUES / **WALL LAMP**



PISCINA INOX / **SWIMMING POOL INOX**



PISCINA ABS / **SWIMMING POOL ABS**



ILUMINACIÓN FUENTES / **ILUMINATION POWER SUPPLY**

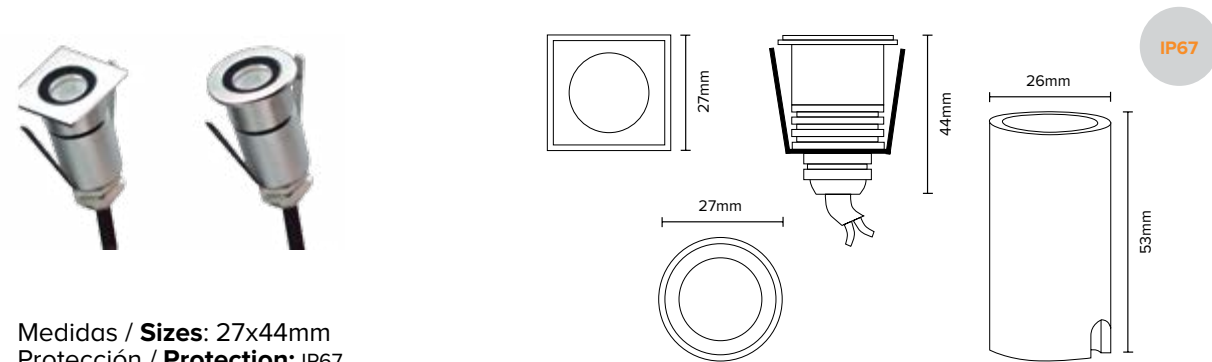


ARCOS DE LUZ / **ARCHS OF LIGHT**



EMPOTRABLE DE SUELO 27mm

RECESSED INGROUND 27mm

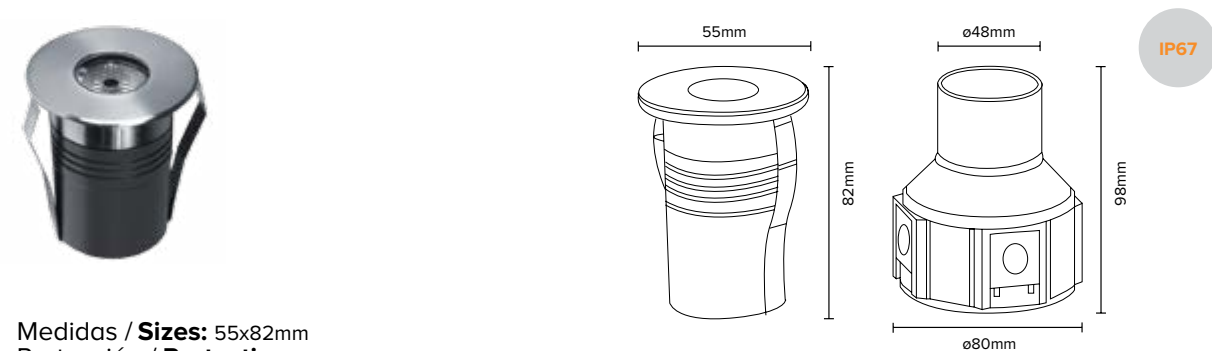


Medidas / **Sizes:** 27x44mm
Protección / **Protection:** IP67
Tipo de LEDs / **LEDs type:** 1led 1,5W Cree

| Ref. Ref. | Color Color | Flujo Lum. Lum Flow | Alimentación Power Supply | Marco Frame | Consumo Consume |
|--------------|----------------|------------------------|------------------------------|--------------------------|--------------------|
| ES1X1,5R-BC | 3000 K | 135lm | 3V DC | Redondo / Round | 1.5W |
| ES1X1,5R-BF | 6000 K | 148lm | 3V DC | Redondo / Round | 1.5W |
| ES1X1,5C-BC | 3000 K | 135lm | 3V DC | Cuadrado / Square | 1.5W |
| ES1X1,5C-BF | 6000 K | 148lm | 3V DC | Cuadrado / Square | 1.5W |

EMPOTRABLE DE SUELO 55mm

RECESSED INGROUND 55mm

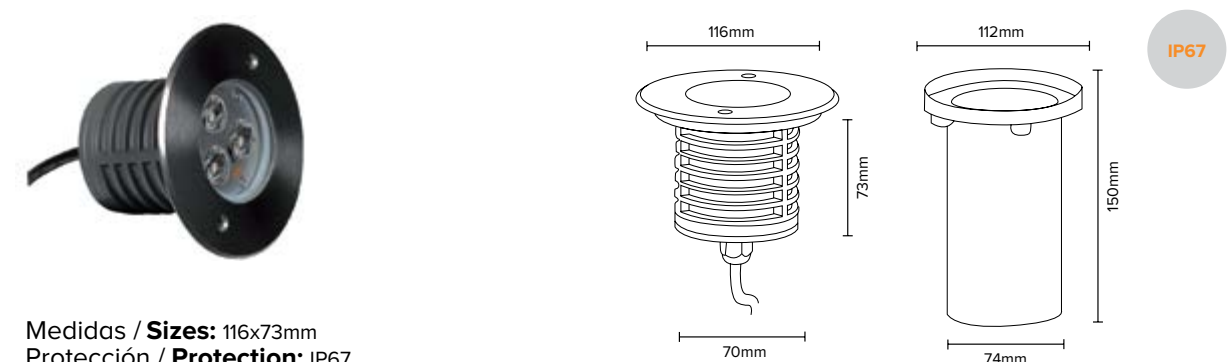


Medidas / **Sizes:** 55x82mm
Protección / **Protection:** IP67
Tipo de LEDs / **LEDs type:** 1 LEDS 2W Cree

| Ref. Ref. | Color Color | Flujo Lum. Lum Flow | Alimentación Power Supply | Ángulo Angle | Consumo Consume |
|--------------|----------------|------------------------|------------------------------|-------------------|--------------------|
| ES1X2S-BF | 6000 K | 183lm | 220-240V AC | Symmetric 30° | 4W |
| ES1X2S-BC | 3000 K | 143lm | 220-240V AC | Symmetric 30° | 4W |
| ES1X2S-RGB | R12/G29/B8 | R12/G29/B8 | 24V DC | Symmetric 30° | 5W |
| ES1X2A-BF | 6000 K | 183lm | 220-240V AC | Asymmetric 50-35° | 4W |
| ES1X2A-BC | 3000 K | 143lm | 220-240V AC | Asymmetric 50-35° | 4W |
| ES1X2A-RGB | R12/G29/B8 | R12/G29/B8 | 24V DC | Asymmetric 50-35° | 5W |

EMPOTRABLE DE SUELO 116mm

RECESSED INGROUND 116mm

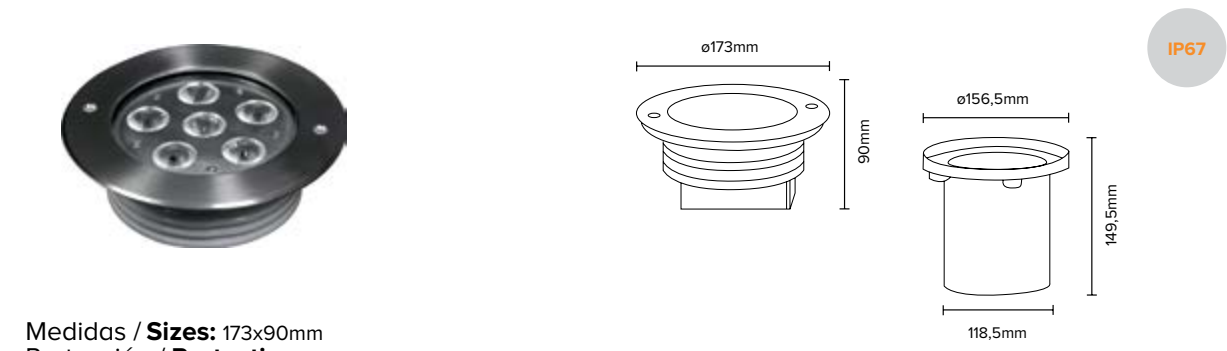


Medidas / **Sizes:** 116x73mm
Protección / **Protection:** IP67
Tipo de LEDs / **LEDs type:** 3 LEDS 2W Cree

| Ref. Ref. | Color Color | Flujo Lum. Lum Flow | Alimentación Power Supply | Ángulo Angle | Consumo Consume |
|--------------|----------------|------------------------|------------------------------|-------------------|--------------------|
| ES3X2S-BF | 6000 K | 479lm | 220-240V AC | Symmetric 22° | 8W |
| ES3X2S-BC | 3000 K | 376lm | 220-240V AC | Symmetric 22° | 8W |
| ES3X2S-RGB | R48/G79/B20 | R48/G79/B20 | 24V DC | Symmetric 20° | 10W |
| ES3X2A-BF | 6000 K | 479lm | 220-240V AC | Asymmetric 45-35° | 8W |
| ES3X2A-BC | 3000 K | 376lm | 220-240V AC | Asymmetric 45-35° | 8W |
| ES3X2A-RGB | R48/G79/B20 | R48/G79/B20 | 24V DC | Asymmetric 50-35° | 10W |

EMPOTRABLE DE SUELO 173mm

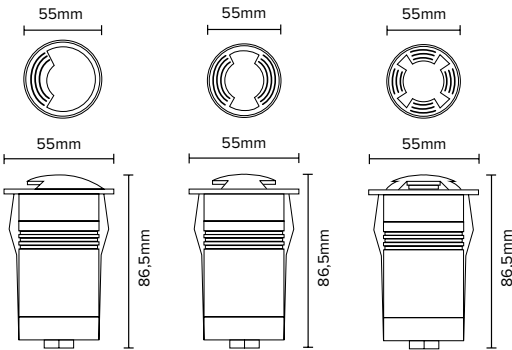
RECESSED INGROUND 173mm



Medidas / **Sizes:** 173x90mm
Protección / **Protection:** IP67
Tipo de LEDs / **LEDs type:** 6 LEDS 2W Cree

| Ref. Ref. | Color Color | Flujo Lum. Lum Flow | Alimentación Power Supply | Ángulo Angle | Consumo Consume |
|--------------|----------------|------------------------|------------------------------|-------------------|--------------------|
| ES6X2S-BF | 6000 K | 956lm | 220-240V AC | Symmetric 20° | 15W |
| ES6X2S-BC | 3000 K | 783lm | 220-240V AC | Symmetric 20° | 15W |
| ES6X2S-RGB | R100/G155/B45 | R100/G155/B45 | 24V DC | Symmetric 20° | 18W |
| ES6X2A-BF | 6000 K | 956lm | 220-240V AC | Asymmetric 45-35° | 15W |
| ES6X2A-BC | 3000 K | 783lm | 220-240V AC | Asymmetric 45-35° | 15W |
| ES6X2A-RGB | R100/G155/B45 | R100/G155/B45 | 24V DC | Asymmetric 50-35° | 18W |

EMPOTRABLE TRANSITABLE 55mm RECESSED PASSABLE 55mm

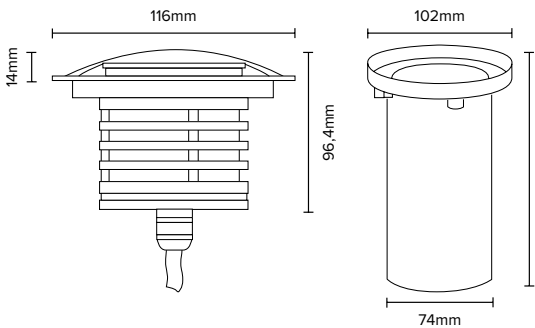


IP67

Medidas / **Sizes:** 55x86.5mm
Protección / **Protection:** IP67
Tipo de LEDs / **LEDs type:** 1LED 2W

| Ref. Ref. | Color Color | Flujo Lum. Lum Flow | Consumo Consume | Alimentación Power Supply |
|--------------|----------------|------------------------|--------------------|------------------------------|
| ET1x2-1A-BC | 3000 K | 1,3lm | 2.6W | 24V DC |
| ET1x2-1A-BF | 6000 K | 1,5lm | | |
| ET1x2-2A-BC | 3000 K | 1,7lm | 2.6W | 24V DC |
| ET1x2-2A-BF | 6000 K | 2,0lm | | |
| ET1x2-4A-BC | 3000 K | 1,7lm | 2.6W | 24V DC |
| ET1x2-4A-BF | 6000 K | 2,0lm | | |

EMPOTRABLE TRANSITABLE 116mm RECESSED PASSABLE 116mm



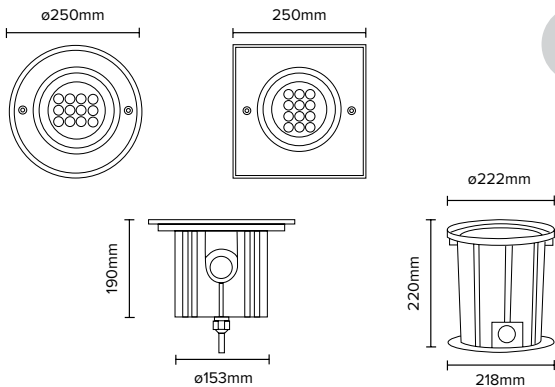
IP68

Medidas / **Sizes:** 96,4x116x14mm
Protección / **Protection:** IP68
Tipo de LEDs / **LEDs type:** 6leds 0'5W

| Ref. Ref. | Color Color | Flujo Lum. Lum Flow | Consumo Consume | Alimentación Power Supply |
|---------------|----------------|------------------------|--------------------|------------------------------|
| ET6x0,5-1A-BC | 3000 K | 1,5lm | 2,9W | 24V DC |
| ET6x0,5-1A-BF | 6000 K | 1,7lm | | |
| ET6x0,5-2A-BC | 3000 K | 1,9lm | 2,9W | 24V DC |
| ET6x0,5-2A-BF | 6000 K | 2,2lm | | |
| ET6x0,5-4A-BC | 3000 K | 1,9lm | 2,9W | 24V DC |
| ET6x0,5-4A-BF | 6000 K | 2,2lm | | |

EMPOTRABLE DE SUELO ORIENTABLE

RECESSED INGROUND ADJUSTABLE



IP67

Medidas / **Sizes:** 250x190x153mm
Protección / **Protection:** IP67
Tipo de LEDs / **LEDs type:** 12 LEDS 1.5W

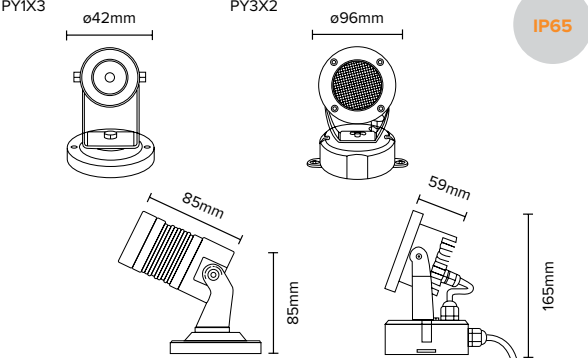
| Ref. Ref. | Color Color | Flujo Lum. Lum Flow | Alimentación Power Supply | Ángulo Angle | Consumo Consume |
|---------------|----------------|------------------------|------------------------------|-----------------|--------------------|
| PSD12X1.5-BF | 6000 K | 1885lm | 120-240V AC | Symmetric 13° | 18.2W |
| PSD12X1.5-BC | 3000 K | 1389lm | 120-240V AC | Symmetric 13° | 18.2W |
| PSD12X1.5-RGB | | 480lm | 24V DC | Symmetric 13° | 24.5W |



EMPOTRABLES, PROYECTORES, PIQUETAS, APLIQUES, CUALQUIER LUMINARIA PARA SU JARDÍN / RECESSED, SPOTLIGHT, SPIKES, WALL LAMP, ANY ILUMINATION FOR YOUR GARDEN

PROYECTORES DE JARDÍN

GARDEN SPOTLIGHT

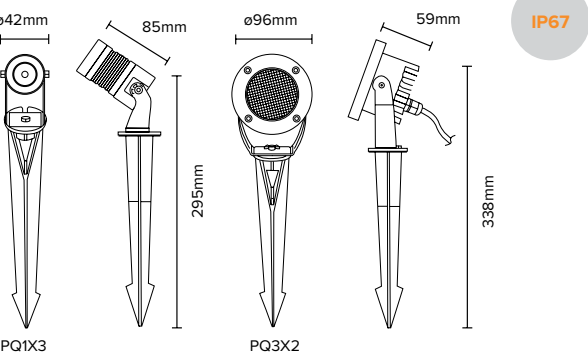


Medidas / **Sizes:** 42x85x85mm / 96x165x59mm
Protección / **Protection:** IP65
Tipo de LEDs / **LEDs type:** 1 LEDs 3W / 3 LEDs 2W

| Ref. Ref. | Color Color | Flujo Lum. Lum Flow | Alimentación Power Supply | Ángulo Angle | Consumo Consume |
|--------------|----------------|------------------------|------------------------------|-----------------|--------------------|
| PY1X3-BF | 6000 K | 149lm | 220-240V AC | Symmetric 30° | 4W |
| PY1X3-BC | 3000 K | 120lm | 220-240V AC | Symmetric 30° | 4W |
| PY1X3-RGB | R18/G26/B6 | | 24V DC | Symmetric 30° | 5W |
| PY3X2-BF | 6000 K | 224lm | 220-240V AC | Symmetric 22° | 8W |
| PY3X2-BC | 3000 K | 198lm | 220-240V AC | Symmetric 22° | 8W |
| PY3X2-RGB | R70/G113/B31 | | 24V DC | Symmetric 20° | 12W |

PIQUETAS DE JARDÍN

GARDEN SPIKES

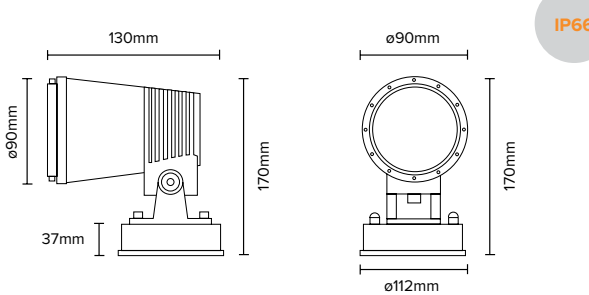


Medidas / **Sizes:** 42x85x295mm / 96x59x338mm
Protección / **Protection:** IP67
Tipo de LEDs / **LEDs type:** 1 LEDs 3W / 3 LEDs 2W

| Ref. Ref. | Color Color | Flujo Lum. Lum Flow | Alimentación Power Supply | Ángulo Angle | Consumo Consume |
|--------------|----------------|------------------------|------------------------------|-----------------|--------------------|
| PQ1X3-BF | 6000 K | 149lm | 220-240V AC | Symmetric 30° | 4W |
| PQ1X3-BC | 3000 K | 120lm | 220-240V AC | Symmetric 30° | 4W |
| PQ1X3-RGB | R18/G26/B6 | | 24V DC | Symmetric 30° | 5W |
| PQ3X2-BF | 6000 K | 224lm | 220-240V AC | Symmetric 22° | 8W |
| PQ3X2-BC | 3000 K | 198lm | 220-240V AC | Symmetric 22° | 8W |
| PQ3X2-RGB | R70/G113/B31 | | 24V DC | Symmetric 20° | 12W |

PROYECTORES DE ALTA POTENCIA

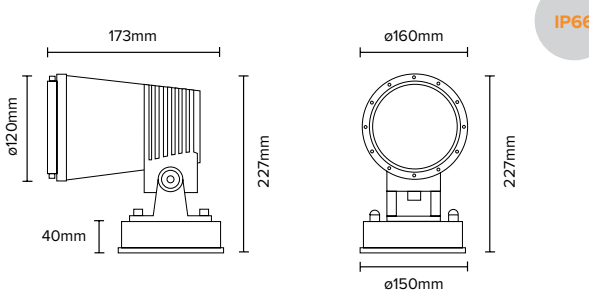
SPOTLIGHT HIGH POWER



Medidas / **Sizes:** 170x90x130mm
Protección / **Protection:** IP66
Tipo de LEDs / **LEDs type:** 3 LEDs 4W

| Ref. Ref. | Color Color | Flujo Lum. Lum Flow | Alimentación Power Supply | Ángulo Angle | Consumo Consume |
|--------------|----------------|------------------------|------------------------------|-----------------|--------------------|
| PY3X4-BF | 6000 K | 1230lm | 240V AC | Symmetric 20° | 15.1W |
| PY3X4-BC | 3000 K | 1018lm | 240V AC | Symmetric 20° | 15.1W |
| PY3X4-RGB | R18/G26/B6 | 478lm | 24V DC | Symmetric 30° | 17W |

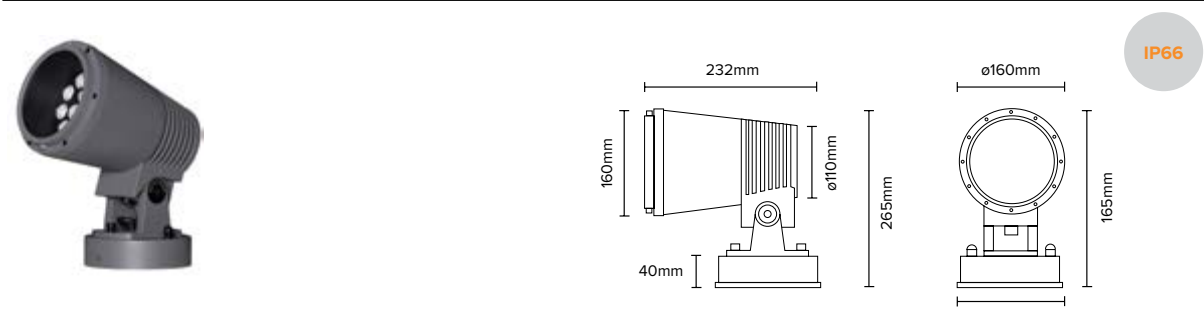
PROYECTORES DE ALTA POTENCIA SPOTLIGHT HIGH POWER



Medidas / **Sizes:** 120x227x173mm
Protección / **Protection:** IP66
Tipo de LEDs / **LEDs type:** 6 LEDs 3.3W

| Ref. Ref. | Color Color | Flujo Lum. Lum Flow | Alimentación Power Supply | Ángulo Angle | Consumo Consume |
|--------------|----------------|------------------------|------------------------------|-----------------|--------------------|
| PY6X3-BF | 6000 K | 2017lm | 240V AC | Symmetric 20° | 23.3W |
| PY6X3-BC | 3000 K | 1855lm | 240V AC | Symmetric 20° | 23.3W |
| PY6X3-RGB | R18/G26/B6 | 512lm | 24V DC | Symmetric 30° | 25W |

PROYECTORES DE ALTA POTENCIA **SPOTLIGHT HIGH POWER**



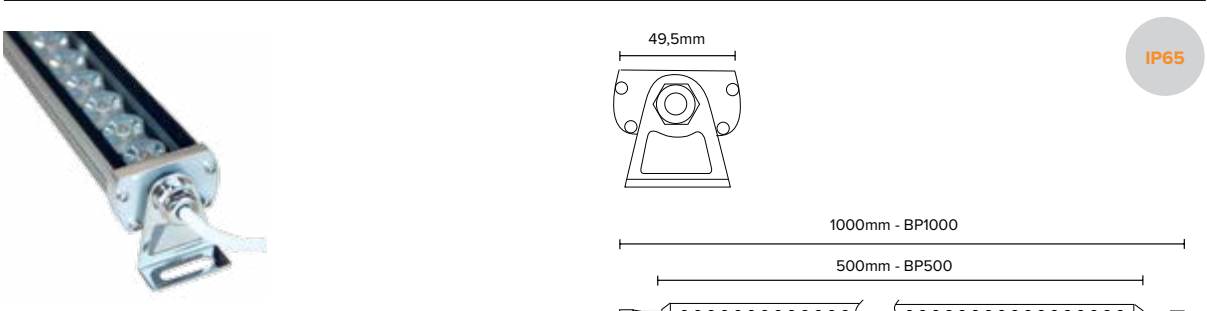
Medidas / **Sizes:** 265x160x232mm
Protección / **Protection:** IP66
Tipo de LEDs / **LEDs type:** 12 LEDs 3.3W

| Ref. Ref. | Color Color | Flujo Lum. Lum Flow | Alimentación Power Supply | Ángulo Angle | Consumo Consume |
|--------------|----------------|------------------------|------------------------------|-----------------|--------------------|
| PY12X3-BF | 6000 K | 4035lm | 240V AC | Symmetric 20° | 44.0W |
| PY12X3-BC | 3000 K | 3431lm | 240V AC | Symmetric 20° | 44.0W |
| PY12X3-RGB | RGB | 1203lm | 24V DC | Symmetric 30° | 48.5W |



ILUMINACIÓN PARA EXTERIOR / **EXTERIOR ILLUMINATION**

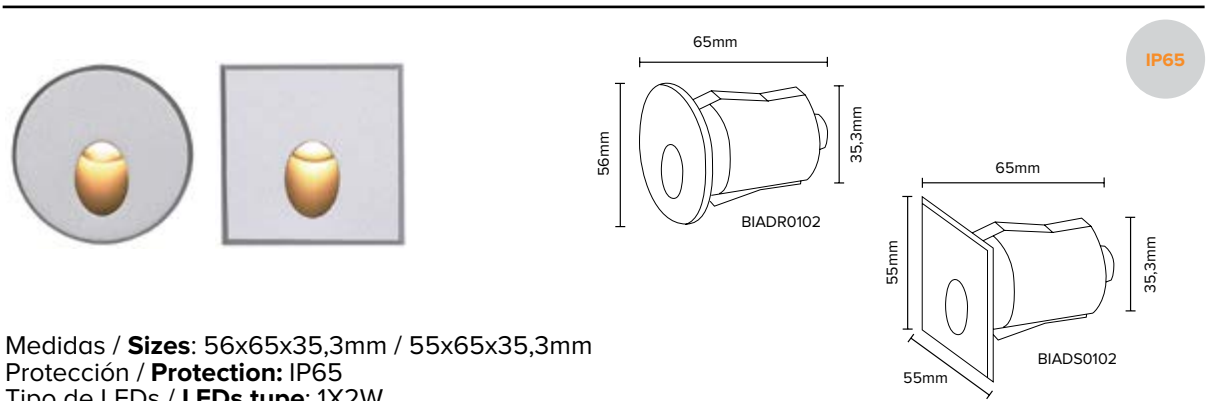
BAÑADOR DE PARED **WALL WASHER**



Medidas / **Sizes:** 500x53x70mm / 1000x53x70mm
Tipo de LEDs / **LEDs type:** 18x1W / 36x1W

| Ref. Ref. | Color Color | Flujo Lum. Lum Flow | Alimentación Power Supply | Ángulo Angle | Consumo Consume |
|--------------|----------------|------------------------|------------------------------|-----------------|--------------------|
| BP500B | 6000 K | 1900lm | 230V AC | 12° | 24W |
| BP1000B | 6000 K | 3500lm | 230V AC | 12° | 48W |
| BP500BC | 3000 K | 1600lm | 230V AC | 12° | 24W |
| BP1000BC | 3000 K | 3200lm | 230V AC | 12° | 48W |
| BP500RGB | RGB | R375/G580/B175 | 24V DC | 12° | 24W |
| BP1000RGB | RGB | R750/G1160/B350 | 24V DC | 12° | 48W |

APLIQUE DE EMPOTRAR **WALL LAMP RECESSED**

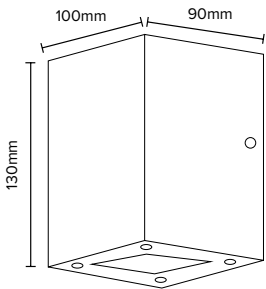


Medidas / **Sizes:** 56x65x35,3mm / 55x65x35,3mm
Protección / **Protection:** IP65
Tipo de LEDs / **LEDs type:** 1X2W

| Ref. Ref. | Color Color | Flujo Lum. Lum Flow | Consumo Consume | Alimentación Power Supply | Marco Frame |
|--------------|----------------|------------------------|--------------------|------------------------------|--------------------------|
| AE1X2R-BC | 3000 K | 49lm | 2,4W | 24 V DC | Redondo / Round |
| AE1X2R-BF | 6000 K | 54lm | 2,4W | 24 V DC | Redondo / Round |
| AE1X2C-BC | 3000 K | 49lm | 2,4W | 24 V DC | Cuadrado / Square |
| AE1X2C-BF | 6000 K | 54lm | 2,4W | 24 V DC | Cuadrado / Square |

APLIQUE DE PARED DOBLE HAZ
DE LUZ 2X6W

WALL LAMP DOUBLE BEAM OF
LIGHT 2X6W



IP65

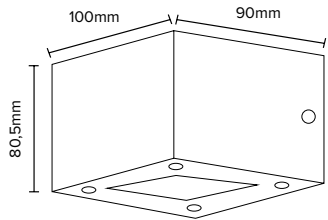


Medidas / **Sizes:** 130x100x90mm
Protección / **Protection:** IP65
Tipo de LEDs / **LEDs type:** 2X6W

| Ref. Ref. | Color Color | Flujo Lum. Lum Flow | Consumo Consume | Alimentación Power Supply |
|--------------|----------------|------------------------|--------------------|------------------------------|
| AP2X6-BC | 3000 K | 2X651lm | 15,6W | 230 V AC |
| AP2X6-BF | 6000 K | 2X745lm | 15,6W | 230 V AC |

APLIQUE DE PARED SIMPLE HAZ
DE LUZ 1X6W

WALL LAMP SIMPLE BEAM OF
LIGHT 1X6W



IP67

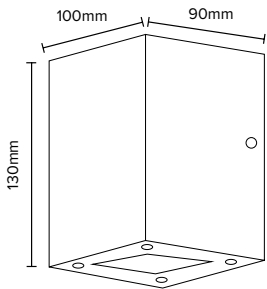


Medidas / **Sizes:** 80,5x100x90mm
Protección / **Protection:** IP67
Tipo de LEDs / **LEDs type:** 1X6W

| Ref. Ref. | Color Color | Flujo Lum. Lum Flow | Consumo Consume | Alimentación Power Supply |
|--------------|----------------|------------------------|--------------------|------------------------------|
| AP1X6-BC | 3000 K | 651lm | 7,8W | 230 V AC |
| AP1X6-BF | 6000 K | 745lm | 7,8W | 230 V AC |

APLIQUE DE PARED DOBLE HAZ
DE LUZ 2X3W

WALL LAMP DOUBLE BEAM OF
LIGHT 2X3W



IP65

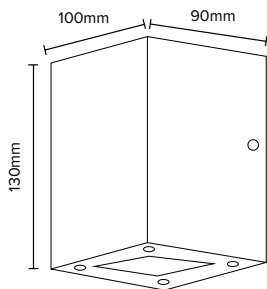


Medidas / **Sizes:** 130x100x90mm
Protección / **Protection:** IP67
Tipo de LEDs / **LEDs type:** 2X3W

| Ref. Ref. | Color Color | Flujo Lum. Lum Flow | Consumo Consume | Alimentación Power Supply |
|--------------|----------------|------------------------|--------------------|------------------------------|
| AP2X3-BC | 3000 K | 2X155lm | 8,6W | 230 V AC |
| AP2X3-BF | 6000 K | 2x170lm | 8,6W | 230 V AC |

APLIQUE DE PARED DOBLE HAZ
DE LUZ

WALL LAMP DOUBLE BEAM OF
LIGHT



IP65



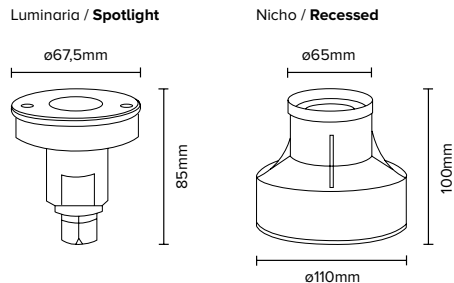
Medidas / **Sizes:** 130x100x90mm
Protección / **Protection:** IP67
Tipo de LEDs / **LEDs type:** 2X3W

| Ref. Ref. | Color Color | Flujo Lum. Lum Flow | Consumo Consume | Alimentación Power Supply |
|--------------|----------------|------------------------|--------------------|------------------------------|
| AP2X3E-BC | 3000 K | 2X155lm | 8,9W | 230 V AC |
| AP2X3E-BF | 6000 K | 2x170lm | 8,9W | 230 V AC |



ILUMINACIÓN PISCINAS / ILUMINATION FOR SWIMMING POOL

EMPOTRABLE SUMERGIBLE 67mm **WATERPROOF RECESSED 67mm**

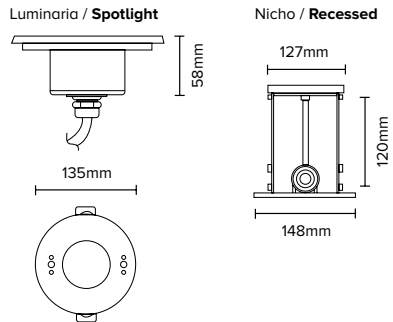


IP68

Medidas / **Sizes:** 67,5x85mm / 110x100x65mm
Protección / **Protection:** IP68
Tipo de LEDs / **LEDs type:** 1 LEDS 3W

| Ref. Ref. | Color Color | Flujo Lum. Lum Flow | Alimentación Power Supply | Ángulo Angle | Consumo Consume |
|--------------|----------------|------------------------|------------------------------|-------------------|--------------------|
| ESS1X3S-BF | 6000 K | 174lm | 24V DC | Symmetric 30° | 5W |
| ESS1X3S-BC | 3000 K | 139lm | 24V DC | Symmetric 30° | 5W |
| ESS1X3S-RGB | | R23/G33/B11lm | 24V DC | Symmetric 30° | 6W |
| ESS1X3A-BF | 6000 K | 143lm | 24V DC | Asymmetric 50-35° | 5W |
| ESS1X3A-BC | 3000 K | 115lm | 24V DC | Asymmetric 50-35° | 5W |
| ESS1X3A-RGB | | R23/G33/B11lm | 24V DC | Asymmetric 50-35° | 6W |

EMPOTRABLE SUMERGIBLE 135mm **WATERPROOF RECESSED 135mm**

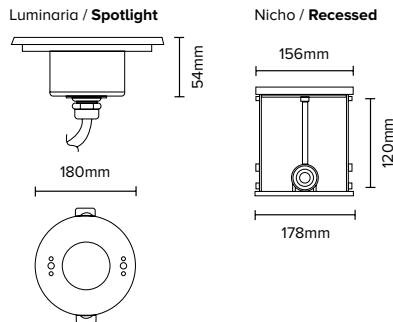


IP68

Medidas / **Sizes:** 58x135mm / 148x120x127mm
Protección / **Protection:** IP68
Tipo de LEDs / **LEDs type:** 4 LEDS 2W

| Ref. Ref. | Color Color | Flujo Lum. Lum Flow | Alimentación Power Supply | Ángulo Angle | Consumo Consume |
|--------------|----------------|------------------------|------------------------------|-------------------|--------------------|
| ESS3X3S-BF | 6000 K | 467lm | 24V DC | Symmetric 30° | 10W |
| ESS3X3S-BC | 3000 K | 415lm | 24V DC | Symmetric 30° | 10W |
| ESS3X3S-RGB | | R75/G116/B35 | 24V DC | Symmetric 30° | 12W |
| ESS3X3A-BF | 6000 K | 467lm | 24V DC | Asymmetric 50-35° | 10W |
| ESS3X3A-BC | 3000 K | 415lm | 24V DC | Asymmetric 50-35° | 10W |
| ESS3X3A-RGB | | R75/G116/B35 | 24V DC | Asymmetric 50-35° | 12W |

EMPOTRABLE SUMERGIBLE 180mm **WATERPROOF RECESSED 180mm**



IP68

Medidas / **Sizes:** 54x180mm / 178x120x156mm
Protección / **Protection:** IP68
Tipo de LEDs / **LEDs type:** 6 LEDS 2W

| Ref. Ref. | Color Color | Flujo Lum. Lum Flow | Alimentación Power Supply | Ángulo Angle | Consumo Consume |
|--------------|----------------|------------------------|------------------------------|-------------------|--------------------|
| ESS6X3S-BF | 6000 K | 754lm | 24V DC | Symmetric 30° | 20W |
| ESS6X3S-BC | 3000 K | 656lm | 24V DC | Symmetric 30° | 20W |
| ESS6X3S-RGB | | R131/G255/B60 | 24V DC | Symmetric 30° | 25W |
| ESS6X3A-BF | 6000 K | 754lm | 24V DC | Asymmetric 50-35° | 20W |
| ESS6X3A-BC | 3000 K | 656lm | 24V DC | Asymmetric 50-35° | 20W |
| ESS6X3A-RGB | | R131/G255/B60 | 24V DC | Asymmetric 50-35° | 25W |

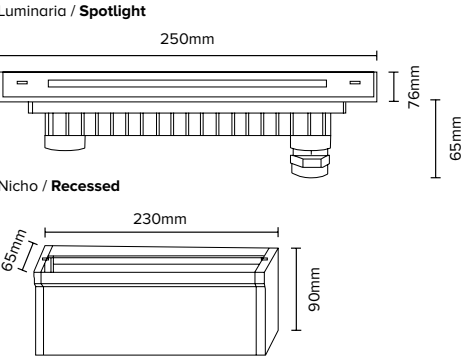
EMPOTRABLE SUMERGIBLE
RECTANGULAR



Medidas / **Sizes:** 250x76x65mm
Protección / **Protection:** IP68
Tipo de LEDs / **LEDs type:** 6 LEDs 2W

| Ref. Ref. | Color Color | Flujo Lum. Lum Flow | Alimentación Power Supply | Ángulo Angle | Consumo Consume |
|--------------|----------------|------------------------|------------------------------|-------------------|--------------------|
| ESR6X2S-BF | 6000 K | 808lm | 24V DC | Symmetric 30° | 15W |
| ESR6X2S-BC | 3000 K | 688lm | 24V DC | Symmetric 30° | 15W |
| ESR6X2S-RGB | | R79/G166/B43 | 24V DC | Symmetric 30° | 20W |
| ESR6X2A-BF | 6000 K | 808lm | 24V DC | Asymmetric 50-35° | 15W |
| ESR6X2A-BC | 3000 K | 688lm | 24V DC | Asymmetric 50-35° | 15W |
| ESR6X2A-RGB | | R79/G166/B43 | 24V DC | Asymmetric 50-35° | 20W |

RECTANGULAR WATERPROOF
RECESSED



IP68

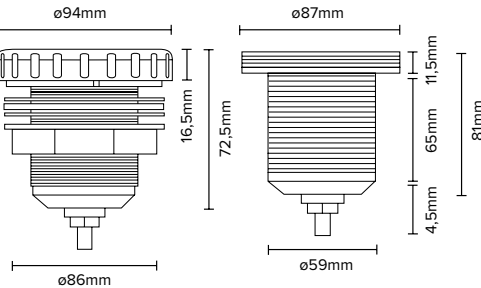
MINI PROYECTORES PARA
PISCINA



Medidas / **Sizes:** 94x72,5mm
Protección / **Protection:** IP68
Tipo de LEDs / **LEDs type:** 32 LEDs 3528

| Ref. Ref. | Color Color | Flujo Lum. Lum Flow | Alimentación Power Supply | Consumo Consume |
|--------------|----------------|------------------------|------------------------------|--------------------|
| FOMINIB | 6000 K | 57,9lm | 12V AC | 5W |
| FOMINIBC | 3000 K | 54,7lm | 12V AC | 5W |
| FOMINIRGB16 | | 24,25lm | 12V AC | 5W |

MINI SPOTLIGHT FOR SWIMMING
POOL



IP68

12VAC

BOMBILLA PAR56

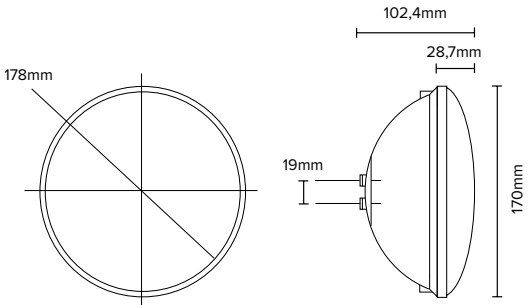


Medidas / **Sizes:** 178x102mm
Tipo de LEDs / **LEDs type:** 3528 / 18x3W

| Ref. Ref. | Color Color | Flujo Lum. Lum Flow | Alimentación Power Supply | Consumo Consume | Control Control |
|-----------------|----------------|------------------------|------------------------------|--------------------|--|
| PAR56B252LED | 6000 K | 1200 lm | 12V AC | 25W | - |
| PAR56B252LED-BC | 3000 K | 1130lm | 12V AC | 25W | - |
| RGB252LED | | 1100 lm | 12V AC | 25W | Por pulsador / by push button |
| RGB252LED16 | | 1200 lm | 12V AC | 25W | Con controlador 16 / by controller 16 |
| HPAR56B | 6000 K | 1800 lm | 12V AC | 36W | - |
| HPAR56RGB16 | | 1600 lm | 12V AC | 36W | Con controlador 16 / by controller 16 |

Controladores para bombillas en página 111 / **Controllers for bulbs in page 111**

PAR56 BULB



IP68

12VAC

PROYECTORES PLANOS PARA
PISCINA

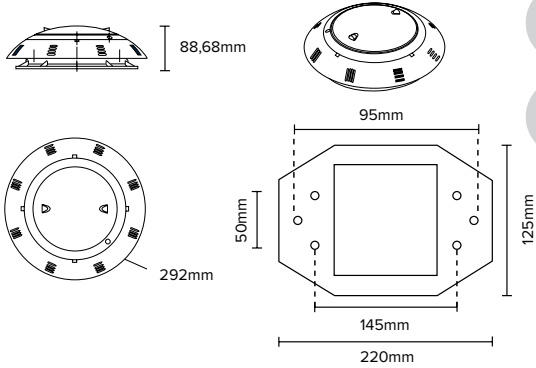


Medidas / **Sizes:** 88,69x292mm
Tipo de LEDs / **LEDs type:** 3528

| Ref. Ref. | Color Color | Flujo Lum. Lum Flow | Control Control |
|----------------|----------------|------------------------|--|
| PEPLED252RGB | | 1100 lm | Por pulsador / Push button |
| PEPLED252RGB16 | | 1100 lm | Con controlador 16 / By controller 16 |
| PEPLED252B | 6000 K | 1200 lm | - |
| PEPLED252B-BC | 3000 K | 1100lm | - |
| PEPLEDCONNECT | | | Conjunto de racord trasero / Rear connector set |
| INOXPEPLED/2 | | | Aro embellecedor inox para proyectores planos / Stainless steel accessory for flat spotlights |

Controladores para proyetores en página 111 / **Controllers for spotlight in page 111**

FLAT SPOTLIGHTS FOR
SWIMMING POOL

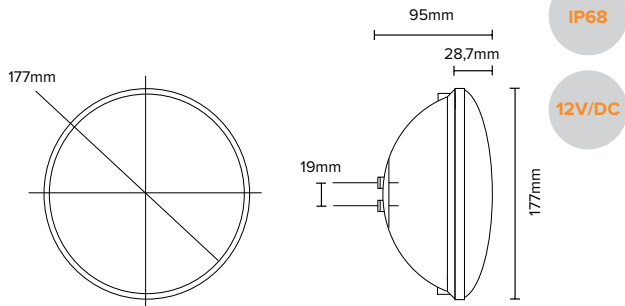


IP68

12VAC

BOMBILLA PAR56 CON 4 HILOS

PAR56 BULB 4 WIRES



IP68

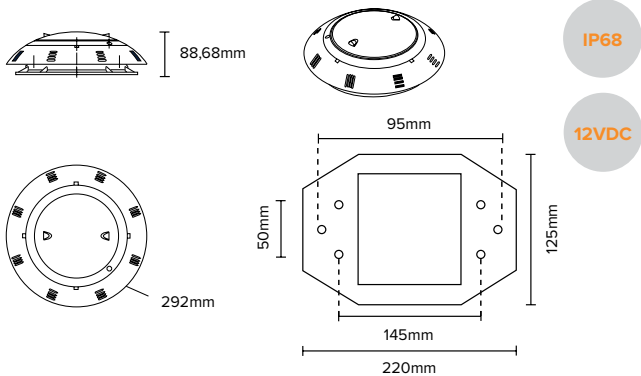
12V/DC

Medidas / **Sizes:** 177x95mm
Tipo de LEDs / **LEDs type:** 3528

| Ref. Ref. | Color Color | Flujo Lum. Lum Flow | Alimentación Power Supply | Control Control |
|--------------|----------------|------------------------|------------------------------|--------------------|
| RGB252LED4H | | 1200 lm | 12V DC | PWM |

PROYECTOR PLANO PARA PISCINA
RGB 4 HILOS

SPOTLIGHT FLAT FOR SWIMMING
POOL RGB 4 WIRES



IP68

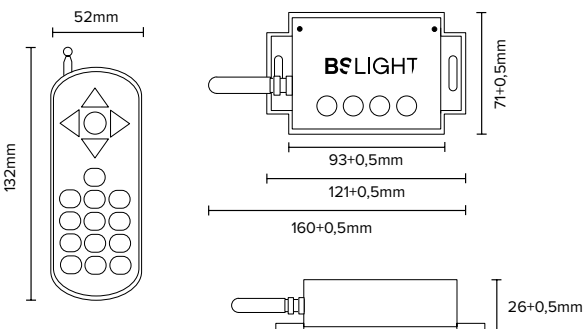
12VDC

Medidas / **Sizes:** 88,69x292mm
Tipo de LEDs / **LEDs type:** 3528

| Ref. Ref. | Color Color | Flujo Lum. Lum Flow | Alimentación Power Supply | Control Control |
|---|----------------|------------------------|------------------------------|---|
| PEPLEDRGB-4H PEPLEDCONNECT INOXPEPLED/2 | | 1100 lm | 12V DC | PWM Conjunto de racord trasero / Rear connector set Aro embellecedor inox para proyector- res planos / Beauty ring inox for flat spotlights |

CONTROLADOR RGB PARA PAR56
Y PROYECTORES SERIE 16

RGB CONTROLLER FOR PAR56
AND SPOTLIGHTS SERIES 16

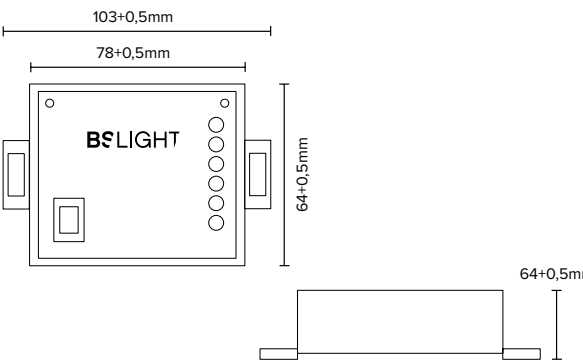


Controlador para bombillas16 /
Controller for bulb16

| Ref. Ref. | Descripción Description | Consumo Consume | Alimentación Power Supply |
|----------------------------------|--|--------------------|------------------------------|
| RGBCONTROLLER16 AMPCONTROLLER | Controlador 16 / Controller 16 Amplificador / Amplifier | 8W 8W | 12V AC 12V AC |

DECODIFICADOR RGB
DE 2 A 4 HILOS

DECODER RGB FROM
2 TO 4 WIRES



Convierte la señal de RGBCONTROLLER16 a PWM /
Converts the signal of RGBCONTROLLER16 to PWM

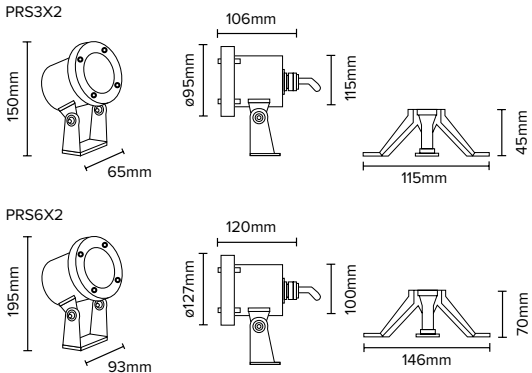
| Ref. Ref. | Descripción Description | Consumo Consume | Alimentación Power Supply |
|--------------|--|--------------------|------------------------------|
| RGBDECODER16 | Decodificador de 2 a 4 hilos / Decoder from 2 to 4 wires | 8W | 12V-24V DC |



ILUMINACIÓN PARA FUENTES ORNAMENTALES /
ILUMINATION FOR ORNAMENTAL FOUNTAINS

PROYECTORES SUMERGIBLES

WATERPROOF SPOTLIGHT



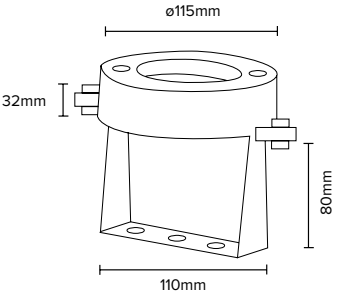
IP68

Medidas / **Sizes:** 95x106mm / 127x120mm
Protección / **Protection:** IP68
Tipo de LEDs / **LEDs type:** 3 LEDs 2W / 6 LEDs 3W

| Ref. Ref. | Color Color | Flujo Lum. Lum Flow | Alimentación Power Supply | Ángulo Angle | Consumo Consume |
|--------------|----------------|------------------------|------------------------------|-----------------|--------------------|
| PRS3X2-BF | 6000 K | 760lm | 24V DC | Symmetric 15° | 7.7W |
| PRS3X2-BC | 3000 K | 674lm | 24V DC | Symmetric 15° | 7.7W |
| PRS3X2-RGB | 6000 K | 239lm | 24V DC | Symmetric 30° | 9.6W |
| PRS6X2-BF | 6000 K | 1700lm | 24V DC | Symmetric 15° | 21.5W |
| PRS6X2-BC | 3000 K | 1503lm | 24V DC | Symmetric 15° | 21.5W |
| PRS6X2-RGB | 6000 K | 528lm | 24V DC | Symmetric 30° | 24W |

EMPOTRABLE SUMERGIBLE

WATERPROOF RECESSED



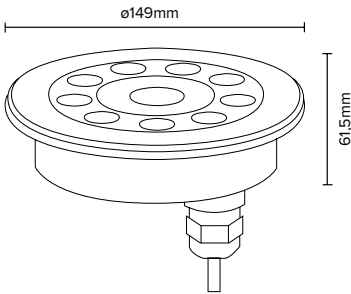
IP68

Medidas / **Sizes:** 115x112mm
Protección / **Protection:** IP68
Tipo de LEDs / **LEDs type:** 6LEDs 2W

| Ref. Ref. | Color Color | Flujo Lum. Lum Flow | Alimentación Power Supply | Ángulo Angle | Consumo Consume |
|--------------|----------------|------------------------|------------------------------|-----------------|--------------------|
| PRFL-6X2-BF | 6000 K | 802lm | 24V DC | Symmetric 30° | 12W |
| PRFL-6X2-BC | 3000 K | 687lm | 24V DC | Symmetric 30° | 12W |
| PRFL-6X2-RGB | 6000 K | 464lm | 24V DC | Symmetric 30° | 16W |

EMPOTRABLE SUMERGIBLE
PARA CAÑÓN DE AGUA


WATERPROOF RECESSED
FOUNTAIN LIGHT



IP68

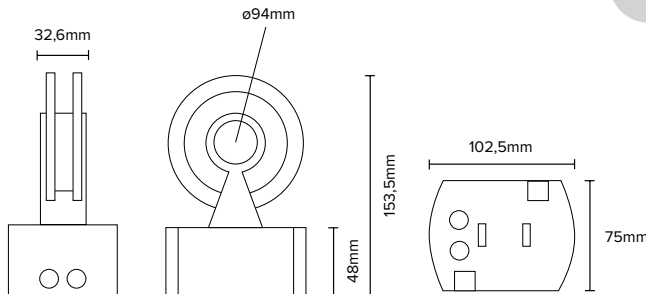
Medidas / **Sizes:** 149x61,5mm
Protección / **Protection:** IP68
Tipo de LEDs / **LEDs type:** 9 LEDs 1,5W

| Ref. Ref. | Color Color | Flujo Lum. Lum Flow | Alimentación Power Supply | Ángulo Angle | Consumo Consume |
|--------------|----------------|------------------------|------------------------------|-----------------|--------------------|
| PRFS-9X2-BF | 6000 K | 1317lm | 12V DC | Symmetric 20° | 15.5W |
| PRFS-9X2-BC | 3000 K | 1054lm | 12V DC | Symmetric 20° | 15.5W |
| PRFS-9X2-RGB | 6000 K | 580lm | 12V DC | Symmetric 30° | 25.2W |







ARCOS DE LUZ PARA VENTANAS Y BALCONES /
ARC OF LIGHT FOR WINDOWS AND BALCONIES

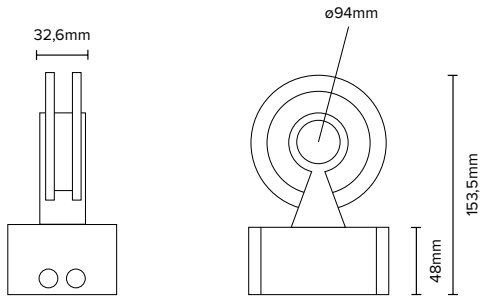
ARCO DE SUPERFICIE 360° ARC OF LIGHT SURFACE 360°







Medidas / **Sizes:** 102,5x75x153,5mm
Protección / **Protection:** IP65

| Ref. Ref. | Color Color | Alimentación Power Supply | Ángulo Angle | Consumo Consume |
|----------------|--|------------------------------|-----------------|----------------------------------|
| ARC360-S-RGBW |  6000 K | 24VDC | 360° | 5W x 4 canales / Chanel s |
| ARC360-S-RGBWW |  3000 K | 24VDC | 360° | 5W x 4 canales / Chanel s |
| ARC360-S-BF |  6000 K | 110-230VAC | 360° | 9W |
| ARC360-S-BC |  3000 K | 110-230VAC | 360° | 9W |

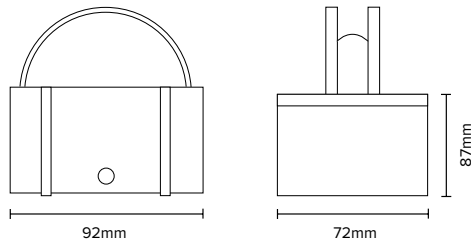
ARCO DE LUZ EMPOTRAR 360° ARC OF LIGHT RECESSED 360°





Medidas / **Sizes:** 102,5x75x153,5mm
Protección / **Protection:** IP65

| Ref. Ref. | Color Color | Alimentación Power Supply | Ángulo Angle | Consumo Consume |
|----------------|--|------------------------------|-----------------|----------------------------------|
| ARC360-E-RGBW |  6000 K | 24VDC | 360° | 5W x 4 canales / Chanel s |
| ARC360-E-RGBWW |  3000 K | 24VDC | 360° | 5W x 4 canales / Chanel s |
| ARC360-E-BF |  6000 K | 110-230VAC | 360° | 9W |
| ARC360-E-BC |  3000 K | 110-230VAC | 360° | 9W |

ARCO DE LUZ SUPERFICIE 180° ARC OF LIGHT SURFACE 180°



Medidas / **Sizes:** 92x72x87mm
Protección / **Protection:** IP65

| Ref. Ref. | Color Color | Alimentación Power Supply | Ángulo Angle | Consumo Consume |
|--------------|--|------------------------------|-----------------|--------------------|
| ARC180-S-BF |  6000 K | 110-230VAC | 180° | 7W |
| ARC180-S-BC |  3000 K | 110-230VAC | 180° | 7W |



CAMPANAS INDUSTRIALES HASTA 150W / **LED HIGH BAY LIGHT UNTIL 150W**

Pg. 120



CAMPANAS INDUSTRIALES HASTA 250W / **LED HIGH BAY LIGHT UNTIL 250W**

Pg. 120



PROYECTORES HASTA 50W / **SPOTLIGHT UNTIL 50W**

Pg. 121



PROYECTORES HASTA 200W / **SPOTLIGHT UNTIL 200W**

Pg. 121



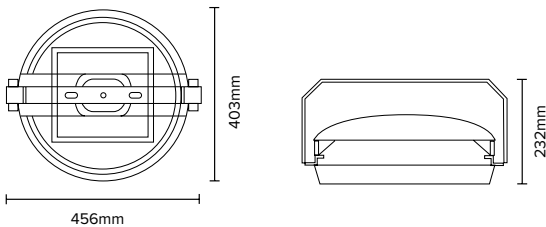
PANTALLAS ESTANCAS / **WATERPROOF LIGHT**

Pg. 122



CAMPANAS INDUSTRIALES
HASTA 150W

LED HIGH BAY LIGHT UNTIL
150W

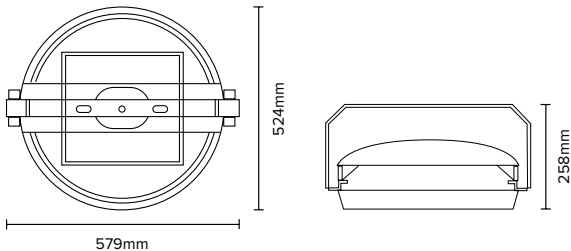


Medidas / **Sizes:** 456x402x232mm
Tipo de LEDs / **LEDs type:** Philips 100W / 150W

| Ref. Ref. | Alimentación Power Supply | Flujo Lum. Lum. Flow | Consumo Consume |
|--------------|------------------------------|-------------------------|--------------------|
| C-100W-XX-XX | 90-260V AC | 11.000lm | 100W |
| C-150W-XX-XX | 90-260V AC | 15.000lm | 150W |

CAMPANAS INDUSTRIALES
HASTA 250W

LED HIGH BAY LIGHT UNTIL
250W

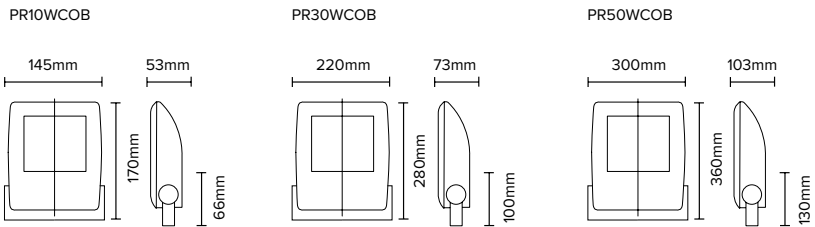


Medidas / **Sizes:** 579x524x258mm
Tipo de LEDs / **LEDs type:** Philips 200W / 250W

| Ref. Ref. | Alimentación Power Supply | Flujo Lum. Lum. Flow | Consumo Consume |
|--------------|------------------------------|-------------------------|--------------------|
| C-200W-XX-XX | 90-260V AC | 22.000lm | 200W |
| C-250W-XX-XX | 90-260V AC | 37.000lm | 250W |

PROYECTORES HASTA 50W

SPOTLIGHT UNTIL 50W

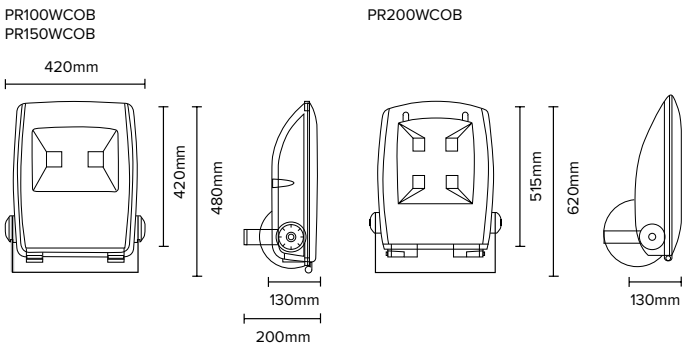


Medidas / **Sizes:** 170x145x53mm / 280x220x73mm / 350x300x103mm
Tipo de LEDs / **LEDs type:** 1 COB 10W / 30W / 50W

| Ref. Ref. | Alimentación Power Supply | Flujo Lum. Lum. Flow | Consumo Power Supply |
|--------------|------------------------------|-------------------------|-------------------------|
| PR10WCOB | 220-240V AC | 800lm (6000K) | 15W |
| PR30WCOB | 220-240V AC | 2400lm (6000K) | 35W |
| PR50WCOB | 220-240V AC | 4000lm (6000K) | 55W |

PROYECTORES HASTA 200W

SPOTLIGHT UNTIL 200W



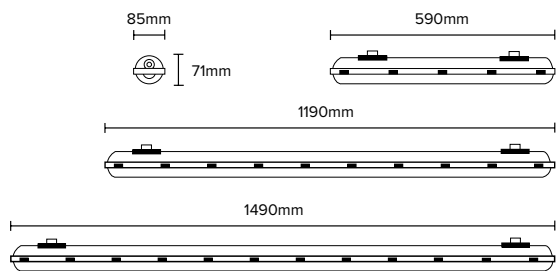
Medidas / **Sizes:** 420x420x130mm / 515x467x150mm
Tipo de LEDs / **LEDs type:** 2 COB 50W / 4 COB 40W / 4 COB 50W

| Ref. Ref. | Alimentación Power Supply | Flujo Lum. Lum. Flow | Consumo Consume |
|--------------|------------------------------|-------------------------|--------------------|
| PR100WCOB | 220-240VAC | 7700lm | 110W |
| PR150WCOB | 220-240VAC | 14400lm | 160W |
| PR200WCOB | 220-240VAC | 18000lm | 210W |



PANTALLA ESTANCA

WATERPROOF SCREEN



IP66

Alimentación / **Power Supply:** 110-230VAC
 Protección / **Protection:** IP66

| Ref. Ref. | Color Color | Fluj. Lum Lum. Flow | Consumo Consume | Medidas Size |
|--------------|----------------|------------------------|--------------------|-----------------|
| PE1500-BD | 5000K | 8400lm | 70W | 1490x85x71mm |
| PE1200-BD | 5000K | 4200lm | 35W | 1190x85x71mm |
| PE600-BD | 5000K | 3000lm | 25W | 590x85x71mm |





BSV. BSLIGHT
with you since 1984

Delegación BSLIGHT

C/ Arabia 24 – Pol. Ind. Congost
08520 Les Franqueses del Vallès · Barcelona · Spain
Tel. (+34) 93 861 51 15 · **Fax** (+34) 93 861 52 99
bslight@bsvelectronic.com · **www. bslight.es**

Delegación Central

C/ Ribera del Congost, 40 - Pol.Ind. Sector V
08520 Les Franqueses del Vallès · Barcelona · Spain
Tel. (+34) 93 861 51 15 · **Fax** (+34) 93 861 52 99
bsv@bsvelectronic.com · **www. bsvelectronic.com**

Delegación Murcia

Parque Industrial La Magalia
C/ Uruguai parcela 13 local L-4 - Pol. Ind. Oeste
30820 Alcantarilla · Murcia · Spain