



106 /

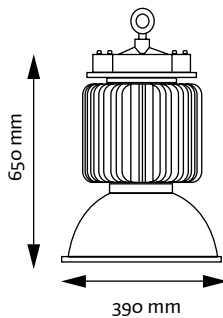
# CAMPANAS INDUSTRIALES HASTA 200W LED HIGH BAY LIGHT UNTIL 200W

Campanas Industriales de 150 y 200W para la sustitución directa de las tradicionales campanas de mercurio alta presión o de sodio mejorando el rendimiento y obteniendo unos grandes ahorros energéticos. Montado con LEDs Philips Lumileds Luxeon y con driver de la marca Meanwell. Se ofrecen diferentes alternativas en temperatura de color y ángulos de iluminación.

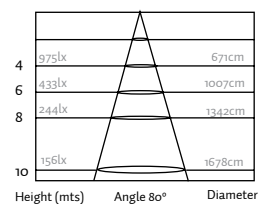
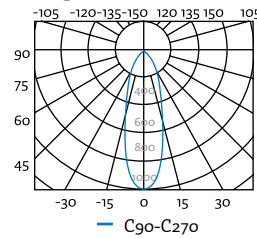
High bay light of 150 and 200w to replace the traditional high-pressure mercury or sodium lamps. Improved the energy efficiency and get energy saving. LED Philips Lumileds Luxeon assembled with Meanwell drivers. You can choose from several options like color temperature and illumination angle.



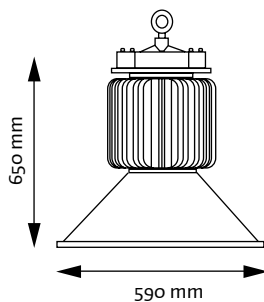
150W



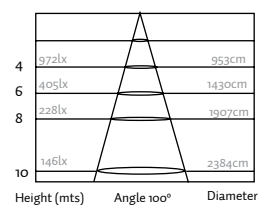
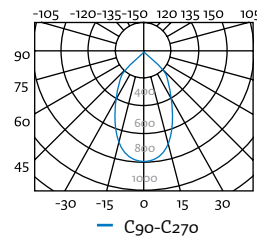
C-150W



200W



C-200W



**COMPARATIVA**  
COMPARATIVE  
COB150W = 250W MH  
COB200W = 400W MH

REFERENCIA REFERENCE	TEMP. TEMP.	ÁNGULO ANGLE	ALIMENTACIÓN POWER SUPPLY	MEDIDAS MEASURE	TIPO DE LED LED TYPE	FLUJO LUM. LUM. FLOW	CONSUMO CONSUME
C-150W-XX-XX	4000° - 7000°	80°/100°	90-260V AC	Ø390x650mm	Philips 150W	13000lm	170W
C-200W-XX-XX	4000° - 7000°	80°/100°	90-260V AC	Ø590x650mm	Philips 200W	18000lm	220W