Product specification

Name：**DMX signal distributor**

Model:**SPDMX4/2**



I. Summarization

DMX signal distributor is one of DMX signal distributor series, is specially used for amplifying DMX512 digital lighting control signal and 4 channels allocation output. The input/output interface adopts high voltage isolation technology, applied to amplify DMX512 signal transmission in the short distance, as well as the using occasion where output/input interfaces need to be complete electrical isolation. Due to the independent isolation between input/output interface, it can avoid burning precision digital light console by the problem of the controlling circuit, decoder, computer light, silicon box and so on, to ensure the safe operation of digital lighting control, and also ensure DMX signal can normal transfer to all kinds of lighting equipment, so as to improve reliability for the whole digital lighting control system.

II. Technical parameters

- Working temperature: -20-60℃
- Input voltage: AC 100 ~ 240V　50～60HZ
- Rated power: 4W
- Input signal：1 channel DMX512 signal
- Output signal：4 channel DMX512 signal output, the output port can be connected to 32 equipments mostly.
- The isolation voltage between input/output interface: > 1000V
- Cascade quantity: can cascade 16pcs signal amplifier mostly.
- Net weight: 0.7kg
- Gross weight: 1.1kg
- External dimension: L241*W109.5*H37.5mm
- Packing size: L270*W170*H6

III. External Dimension

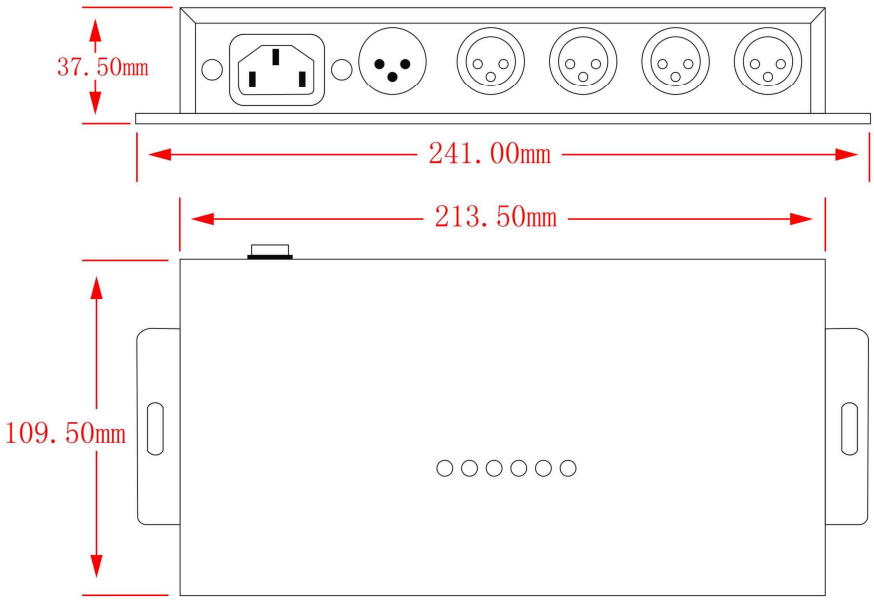

IV. Interface Specification

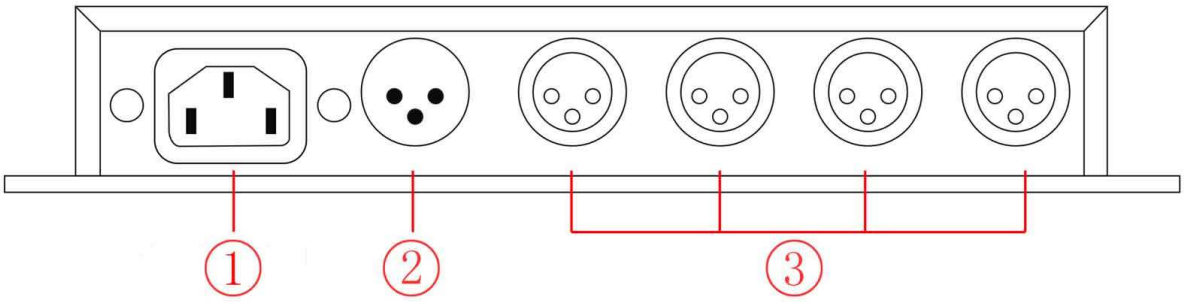

◯,1AC100-240V power interface ○,2DMX signal input interface ○,3DMX signal output interface

DMX kalong interface

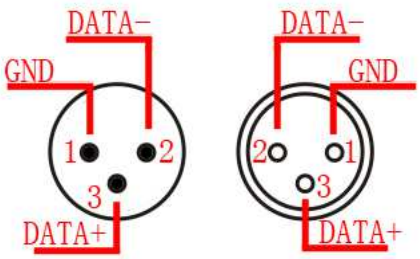

Power interface：Access to AC100-240V

V. Signal light specification

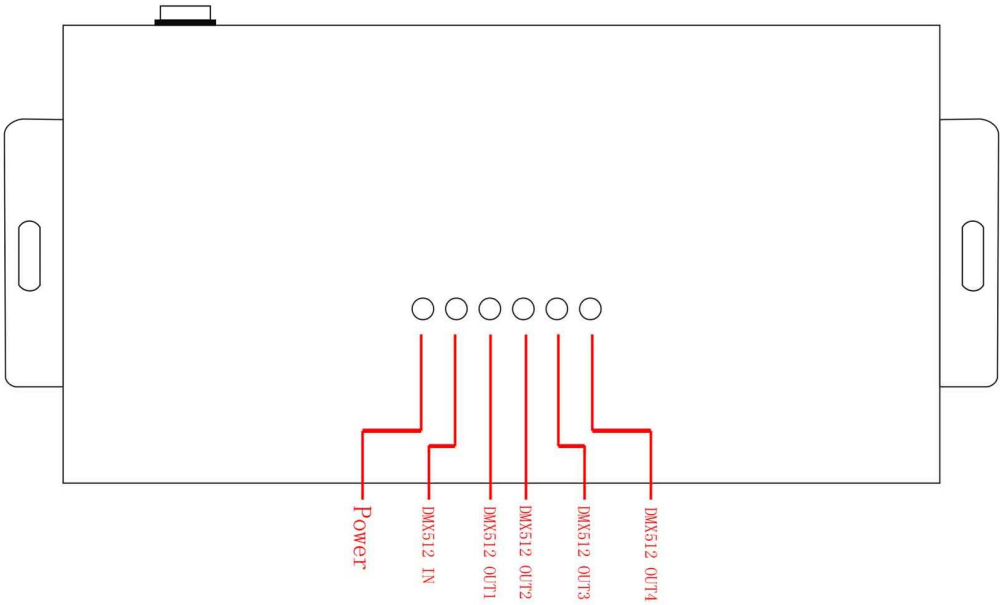

Power light: light is on - Power on; Light is off - power off

DMX512 IN light: light is on - DMX512 signal input normal; Light is off - DMX512 signal without input or unnormal

DMX512 OUT1～DMX512 OUT4 light: light is on - DMX512 signal output normal; Light is off - DMX512 signal output failure

VI. Product assembly structure and packing plan

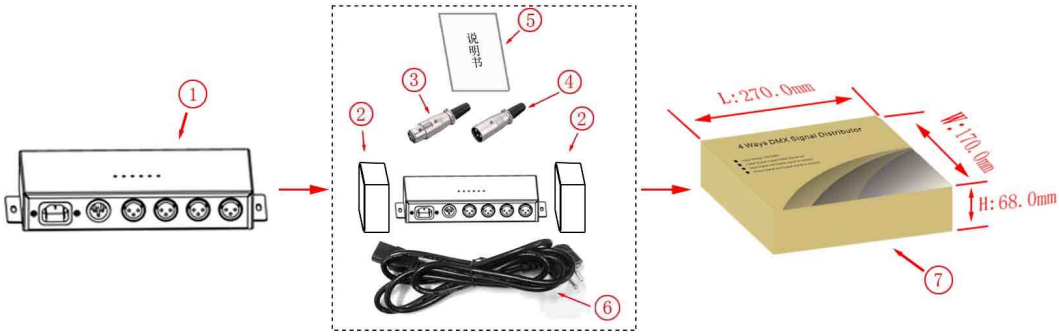

Product and accessories description:

○,1DMX121 signal distributor 1PCS ○,2 PE Foam 2PCS ○,3 XLR Male 4PCS

○,4 XLR Female 1PCS ○,5Specification 1 PCS ○,6AC power line 1 PCS ○,7 outer-package 1PCS

VII. Direction for Use

According to the panel of DMX amplifier, to connect input and output signal wires in order to ensure short circuit can not occur between wires, and then connect power to DMX amplifier, it goes hand in hand with DMX decoder, please refer to the following typical applications.